

Gameweek 6
25 September 2021

Chelsea



Manchester City



0 - 1

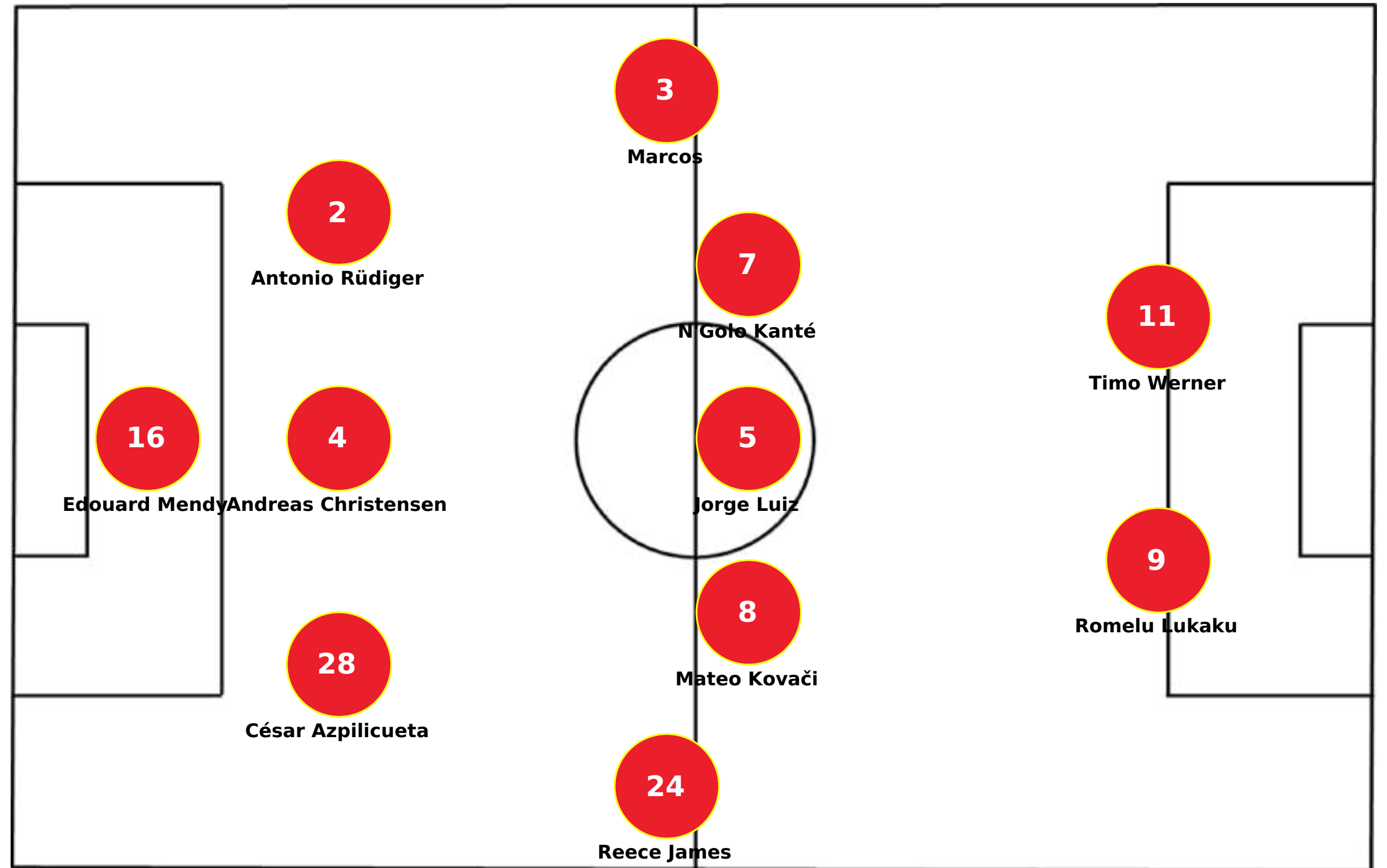
Gabriel Fernando de J.. 52'

Chelsea Lineup

| Starting XI | Position | Number | Name | Status |
|-------------|----------|--------|----------------------------|--------------------------|
| | gk | 16 | Edouard Mendy | <input type="checkbox"/> |
| | cb | 4 | Andreas Christensen | <input type="checkbox"/> |
| | lcb3 | 2 | Antonio Rüdiger | <input type="checkbox"/> |
| | lwb | 3 | Marcos Alonso Mendoza | <input type="checkbox"/> |
| | rcb3 | 28 | César Azpilicueta Tanco | <input type="checkbox"/> |
| | rwb | 24 | Reece James | ↓ |
| | dmf | 5 | Jorge Luiz Frello Filho | ↓ |
| | lcmf3 | 8 | Mateo Kovačić | <input type="checkbox"/> |
| | rcmf3 | 7 | N'Golo Kanté | ↓ |
| | cf | 9 | Romelu Lukaku Menama | <input type="checkbox"/> |
| | ss | 11 | Timo Werner | <input type="checkbox"/> |
| Bench | Bench | 1 | Kepa Arrizabalaga Revuelta | <input type="checkbox"/> |
| | Bench | 14 | Trevoh Chalobah | <input type="checkbox"/> |
| | | 21 | Ben Chilwell | <input type="checkbox"/> |
| | cb | 6 | Thiago Emiliano da Silva | ↑ |
| | Bench | 17 | Saúl Ñíguez Esclapez | <input type="checkbox"/> |
| | | 22 | Hakim Ziyech | <input type="checkbox"/> |
| | rcmf | 12 | Ruben Loftus-Cheek | ↑ |
| | Bench | 20 | Callum Hudson-Odoi | <input type="checkbox"/> |
| | lwf | 29 | Kai Havertz | ↑ |

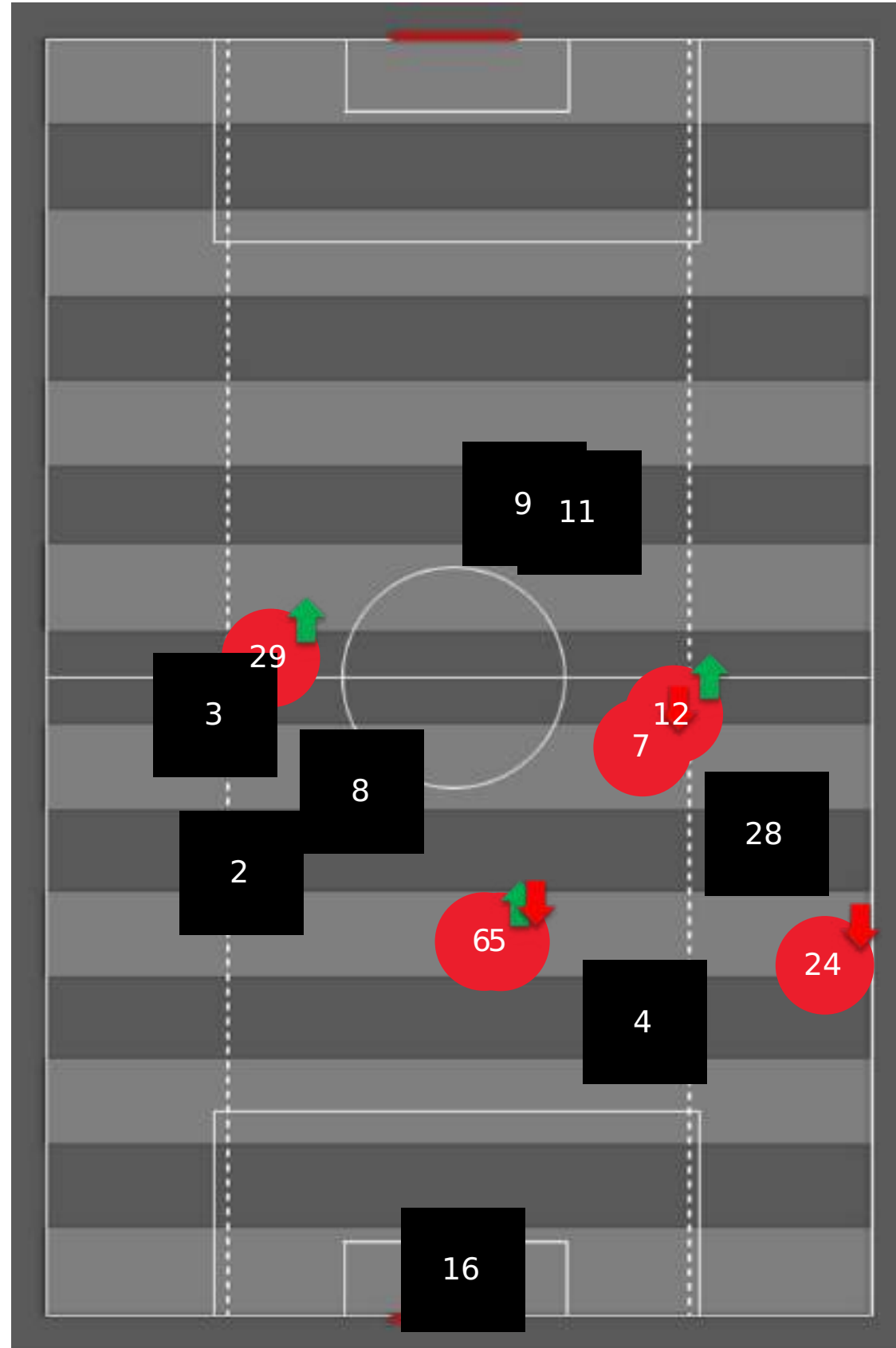


Chelsea : 3-5-2

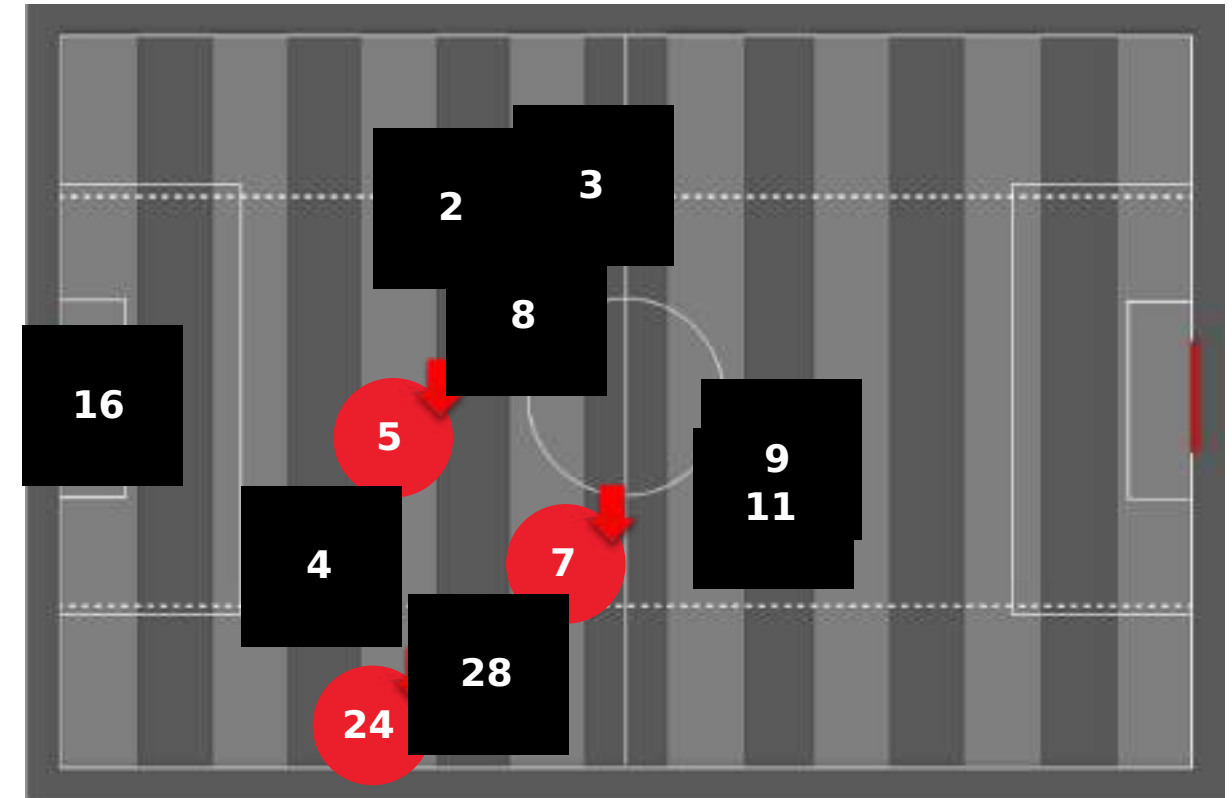


| | | |
|----|----------------------------|------|
| 16 | Edouard Mendy | |
| 1 | Kepa Arrizabalaga Revuelta | |
| 28 | César Azpilicueta Tanco | |
| 4 | Andreas Christensen | |
| 3 | Marcos Alonso Mendoza | |
| 2 | Antonio Rüdiger | |
| 21 | Ben Chilwell | |
| 14 | Trevoh Chalobah | |
| 8 | Mateo Kovačić | |
| 22 | Hakim Ziyech | |
| 17 | Saúl Ñíguez Esclapez | |
| 11 | Timo Werner | |
| 9 | Romelu Lukaku Menama | |
| 20 | Callum Hudson-Odoi | |
| 24 | Reece James | 29 ↓ |
| 5 | Jorge Luiz Frello Filho | 78 ↓ |
| 7 | N'Golo Kanté | 62 ↓ |
| 6 | Thiago Emiliano da Silva | 70 ↑ |
| 12 | Ruben Loftus-Cheek | 21 ↑ |
| 29 | Kai Havertz | 37 ↑ |

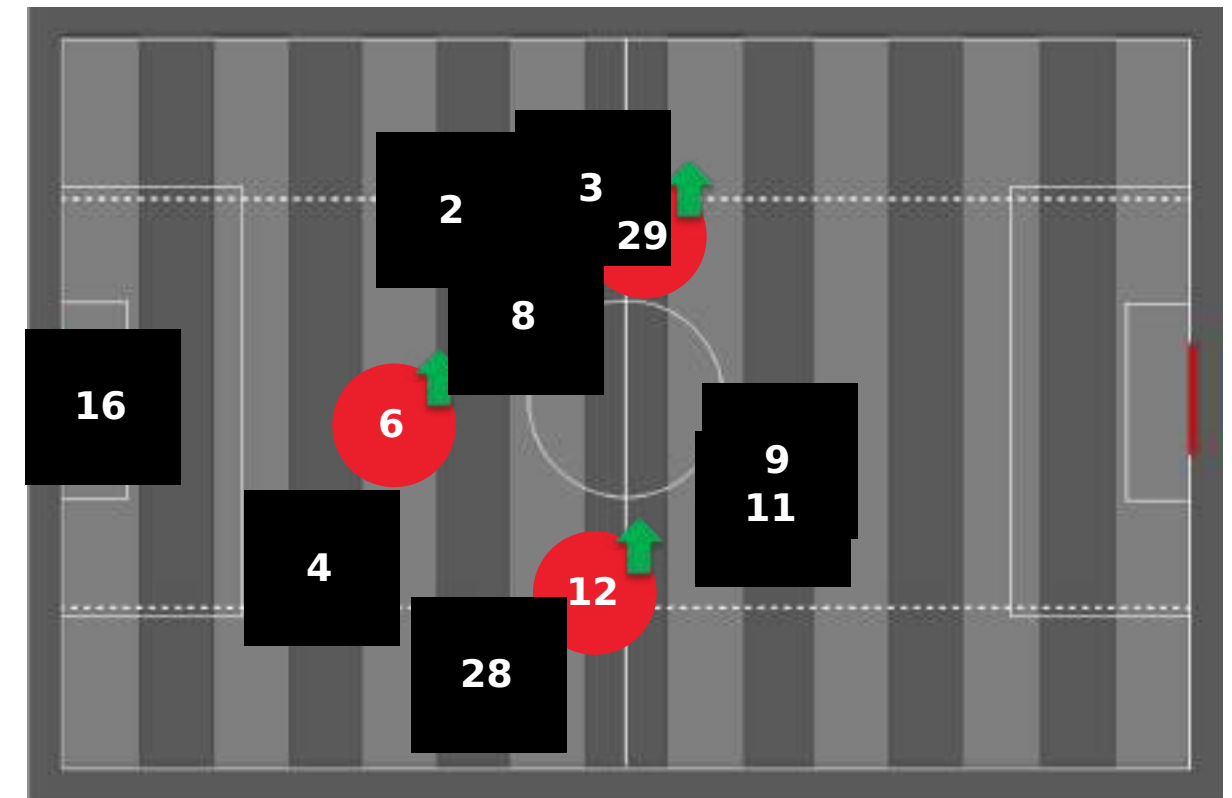
Average position



Average position starting XI



Average position final XI

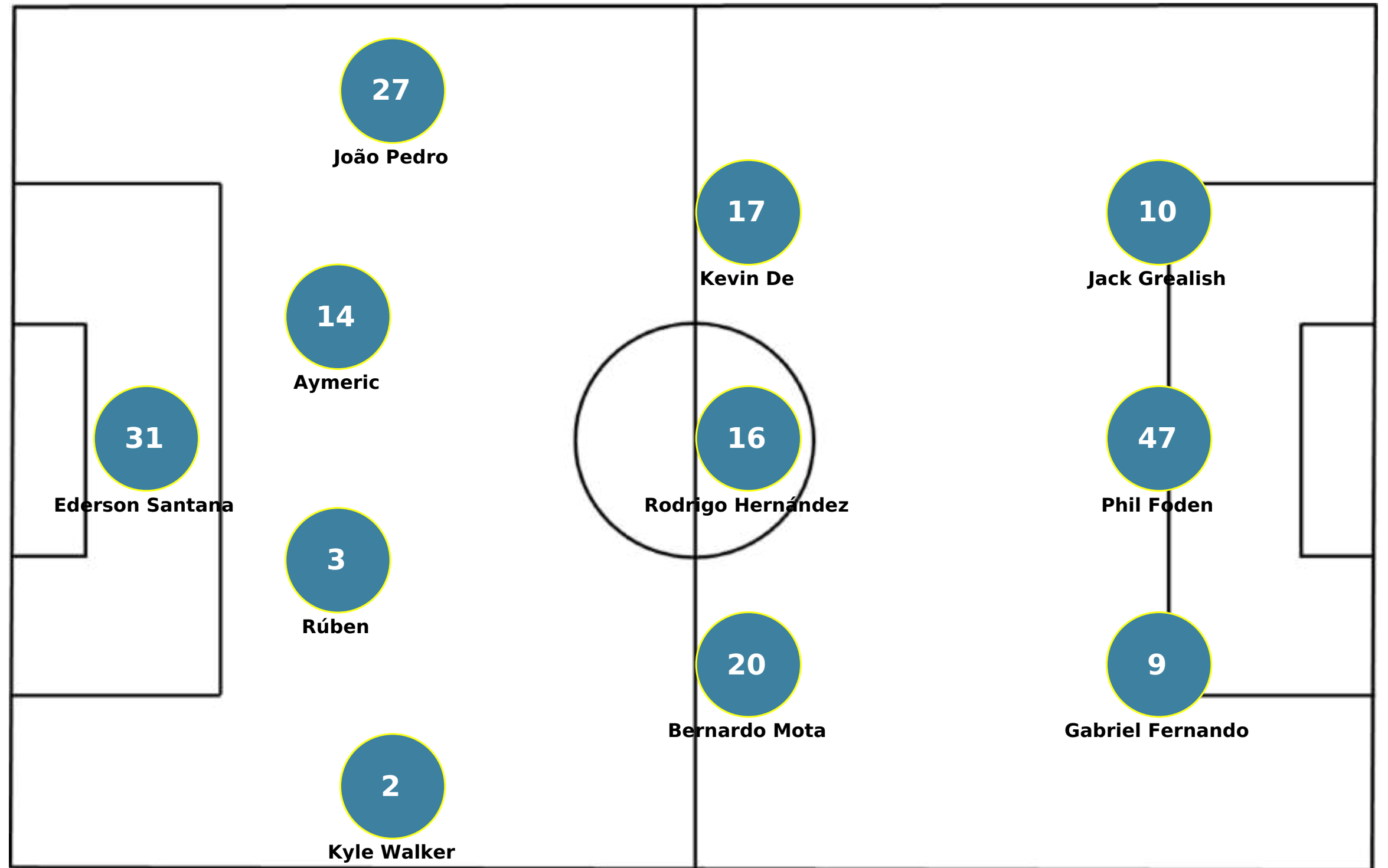


Manchester City Lineup

| | | | | |
|-------------|-------|---------------------------|---------------------------------|--------------------------|
| Starting XI | gk | 31 | Ederson Santana de Moraes | <input type="checkbox"/> |
| | lb | 27 | João Pedro Cavaco Cancelo | <input type="checkbox"/> |
| | lcb | 14 | Aymeric Laporte | <input type="checkbox"/> |
| | rb | 2 | Kyle Walker | <input type="checkbox"/> |
| | rcb | 3 | Rúben Santos Gato Alves Dias | <input type="checkbox"/> |
| | cf | 47 | Phil Foden | ↓ |
| | dmf | 16 | Rodrigo Hernández Casc... | <input type="checkbox"/> |
| | lcmf3 | 17 | Kevin De Bruyne | ↓ |
| | lwf | 10 | Jack Grealish | ↓ |
| | rcmf3 | 20 | Bernardo Mota Veiga de Carval.. | <input type="checkbox"/> |
| rwf | 9 | Gabriel Fernando de Jesus | <input type="checkbox"/> | |
| Bench | Bench | 13 | Zack Steffen | <input type="checkbox"/> |
| | Bench | 5 | John Stones | <input type="checkbox"/> |
| | | 6 | Nathan Aké | <input type="checkbox"/> |
| | Bench | 80 | Cole Palmer | <input type="checkbox"/> |
| | | 90 | Roméo Lavia | <input type="checkbox"/> |
| | rdmf | 25 | Fernando Luiz Rosa | ↑ |
| | Bench | 21 | Ferrán Torres García | <input type="checkbox"/> |
| | lamf | 7 | Raheem Sterling | ↑ |
| ramf+rwf | 26 | Riyad Mahrez | ↑ | |

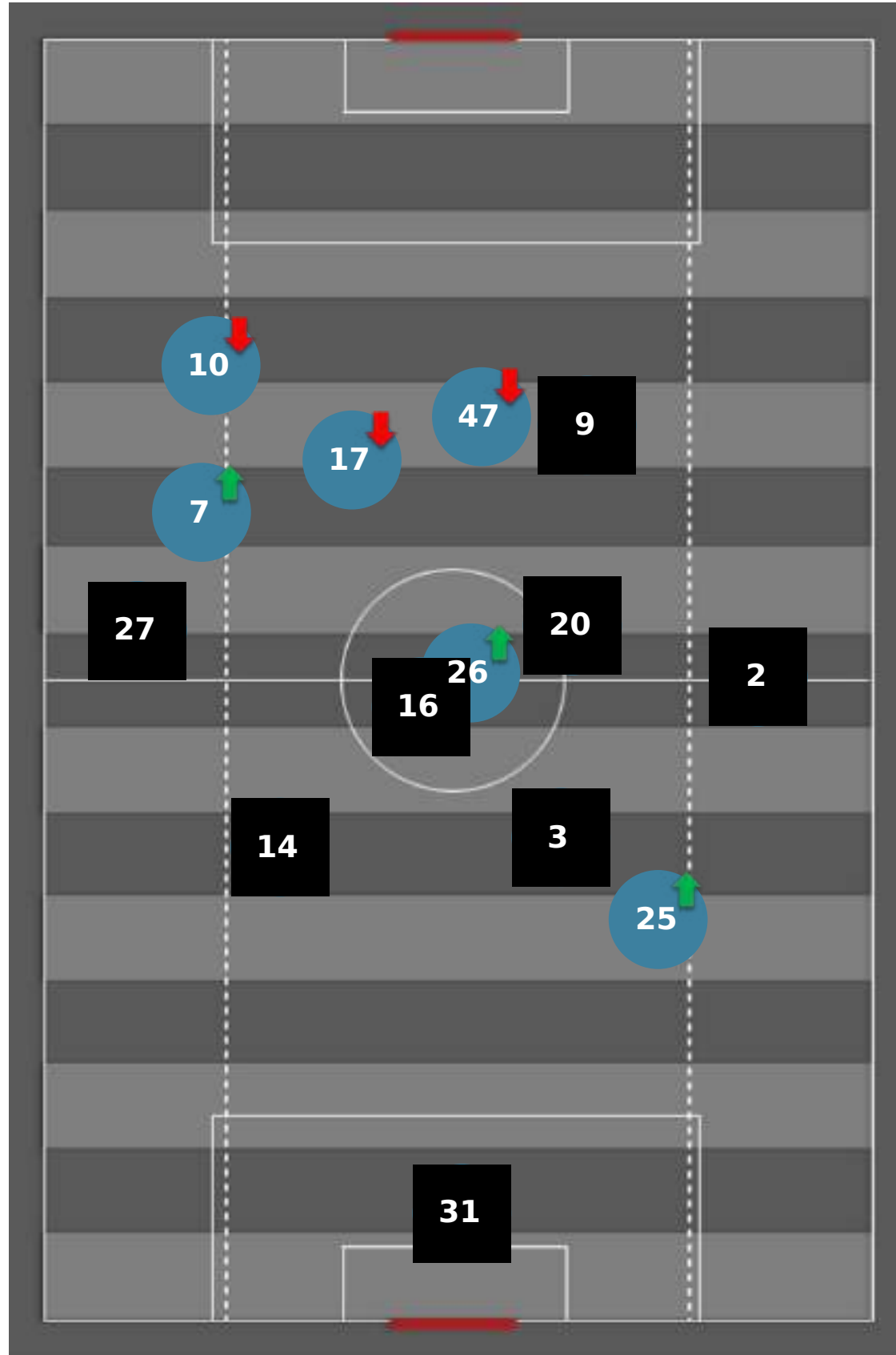


Manchester City : 4-3-3

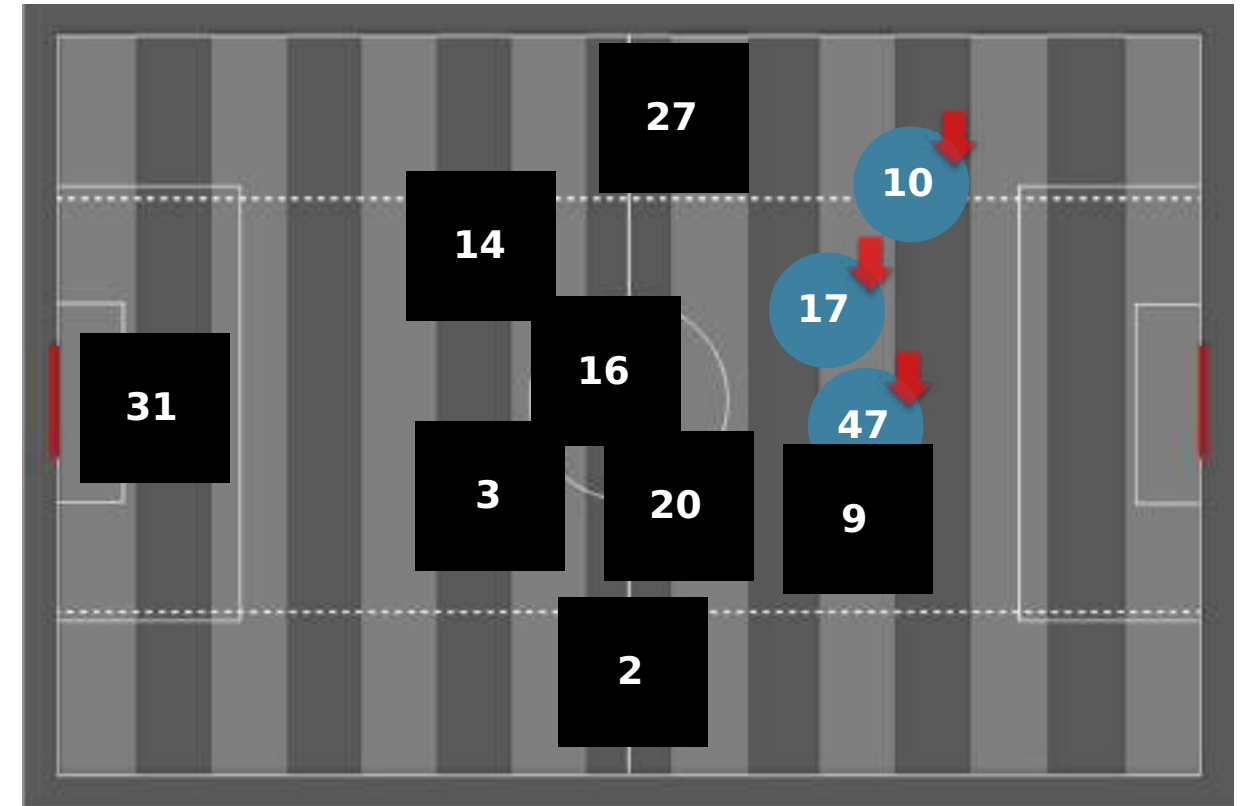


| | | |
|----|---|------|
| 13 | Zack Steffen | |
| 31 | Ederson Santana de Moraes | |
| 5 | John Stones | |
| 6 | Nathan Aké | |
| 3 | Rúben Santos Gato Alves Dias | |
| 2 | Kyle Walker | |
| 14 | Aymeric Laporte | |
| 27 | João Pedro Cavaco Cancelo | |
| 16 | Rodrigo Hernández Cascante | |
| 20 | Bernardo Mota Veiga de Carvalho e Silva | |
| 90 | Roméo Lavia | |
| 80 | Cole Palmer | |
| 9 | Gabriel Fernando de Jesus | |
| 21 | Ferrán Torres García | |
| 10 | Jack Grealish | 88 ↓ |
| 17 | Kevin De Bruyne | 82 ↓ |
| 47 | Phil Foden | 88 ↓ |
| 25 | Fernando Luiz Rosa | 10 ↑ |
| 7 | Raheem Sterling | 10 ↑ |
| 26 | Riyad Mahrez | 16 ↑ |

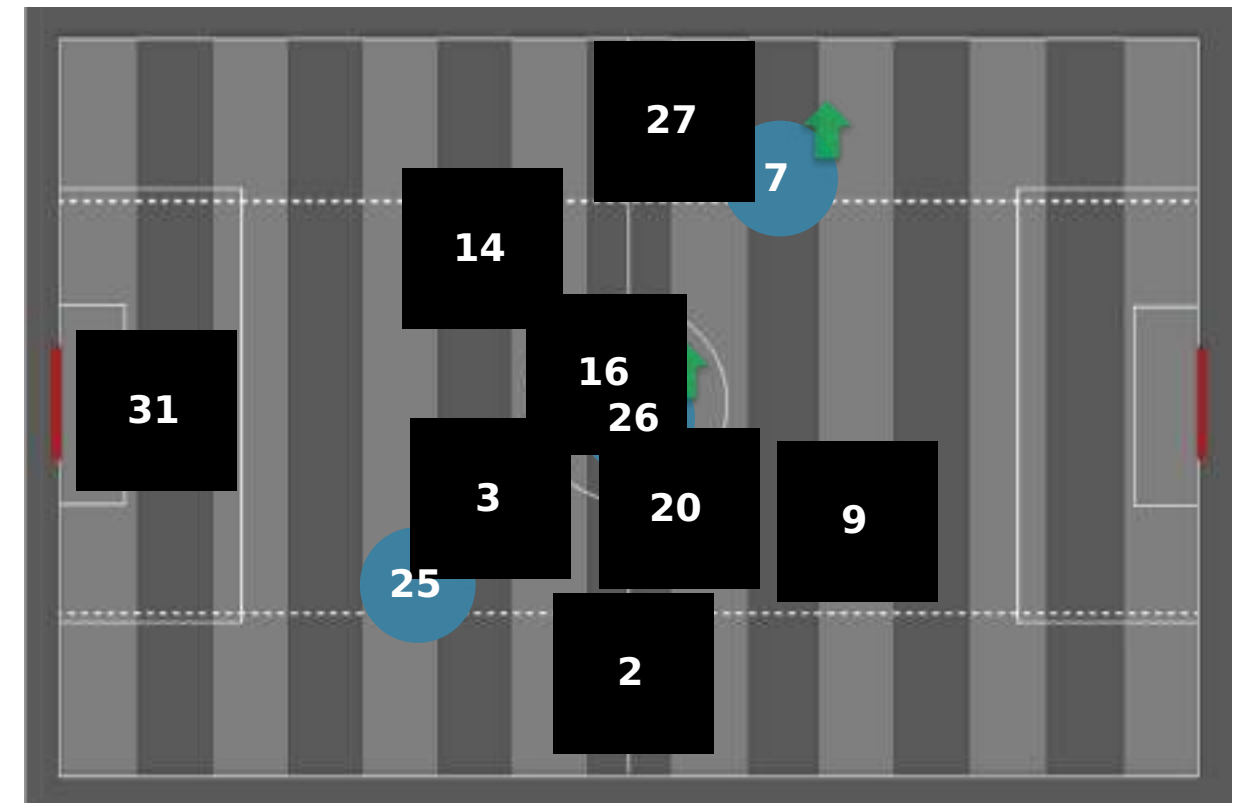
Average position





Average position starting XI





Average position final XI





| General |  |  |
|-------------------|---|---|
| Goals | 0 | 1 |
| XG | 0.14 | 1.59 |
| Shots | 4 | 12 |
| Shots On Target | 0 | 5 |
| Shots Blocked | 4 | 5 |
| Shots Post | 0 | 0 |
| Shots Wide | 0 | 3 |
| Inside Box Shots | 2 | 7 |
| Outside Box Shots | 2 | 5 |
| Corners | 4 | 13 |
| Freekicks | 2 | 1 |
| Offsides | 3 | 4 |
| Fouls | 12 | 11 |
| Yellow Cards | 3 | 2 |
| Red Cards | 0 | 0 |



| Attack |  |  |
|-----------------------|---|---|
| Positional Attacks | 11 | 37 |
| Positional With Shots | 1 | 10 |
| Counter Attacks | 4 | 3 |
| Freekicks | 2 | 1 |
| Freekicks With Shots | 1 | 0 |
| Corners | 4 | 13 |
| Corners With Shots | 0 | 1 |



| Defence |  |  |
|---------------|---|---|
| Tackles | 3 | 5 |
| Interceptions | 38 | 44 |
| Clearances | 24 | 20 |
| Ppda | 23.9 | 8.8 |

| Transition |  |  |
|--------------------------|---|---|
| Recoveries | 76 | 80 |
| Recoveries Low | 52 | 37 |
| Recoveries Medium | 15 | 26 |
| Recoveries High | 9 | 17 |
| Recoveries Opponent Half | 18 | 34 |
| Losses | 98 | 78 |
| Losses Low | 23 | 11 |
| Losses Medium | 28 | 16 |
| Losses High | 47 | 51 |
| Losses Own Half | 36 | 20 |


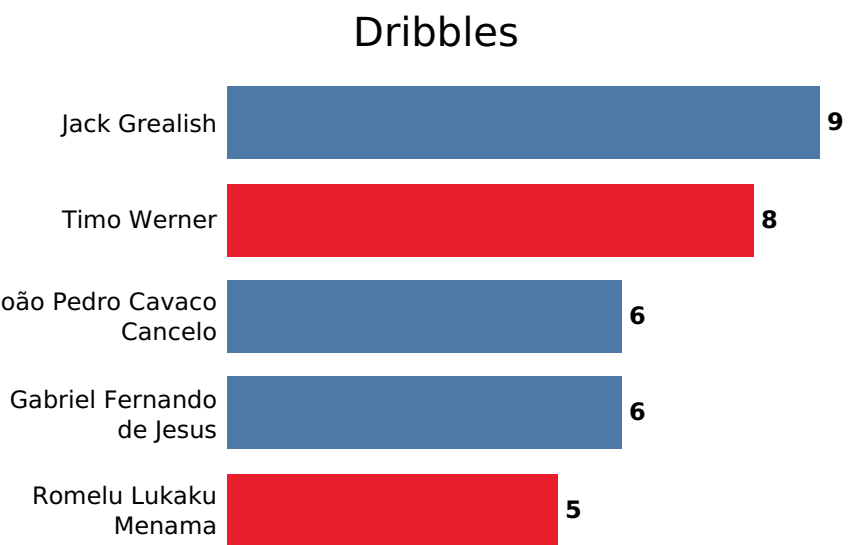
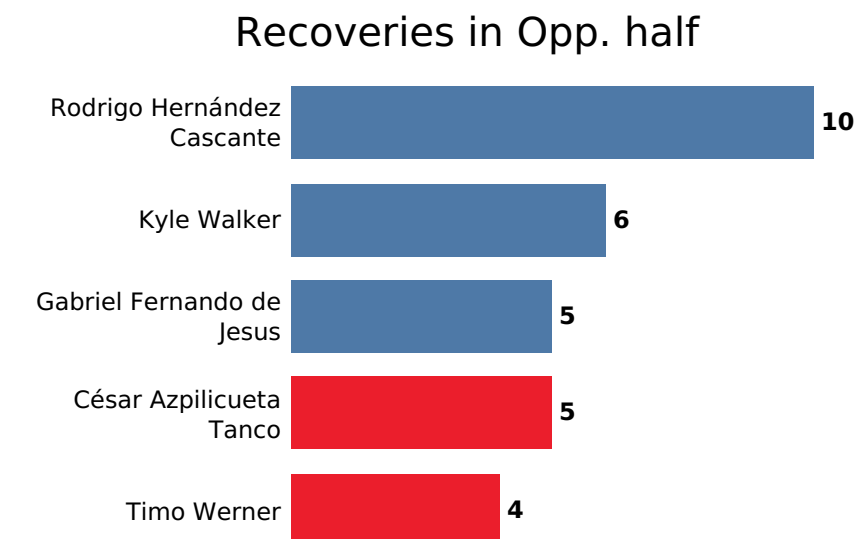
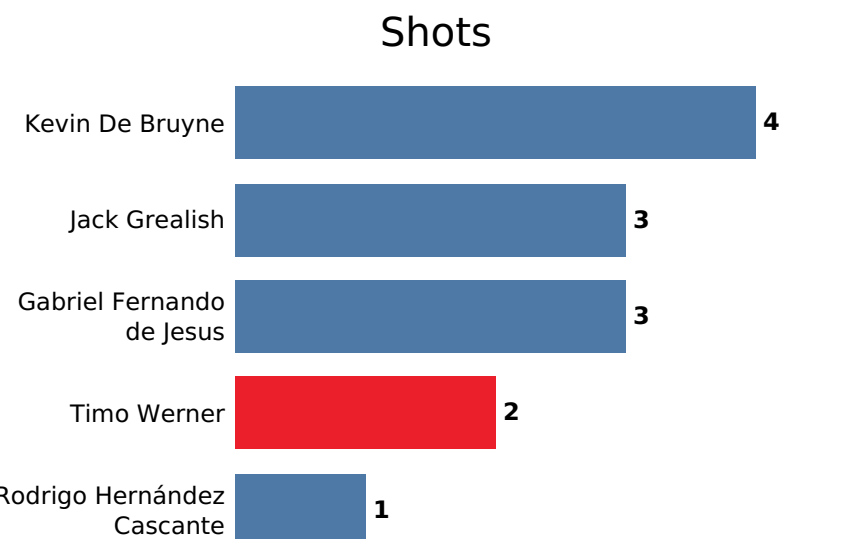
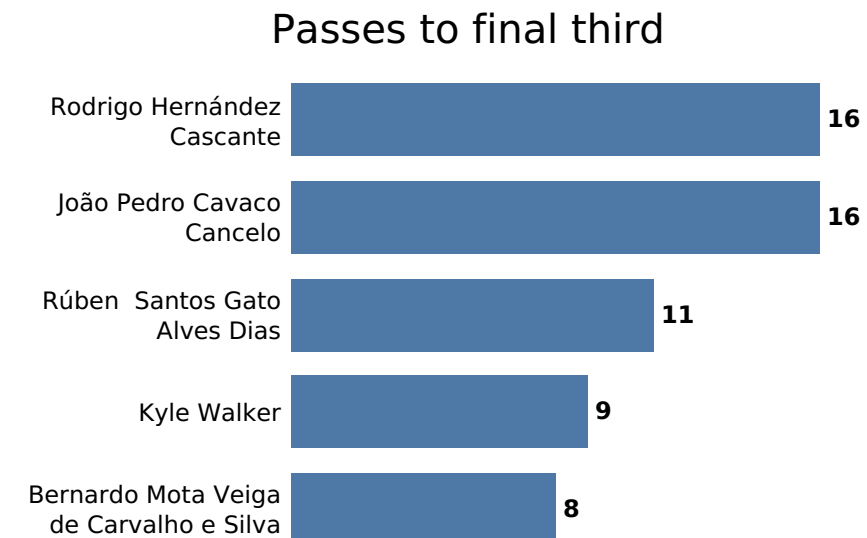
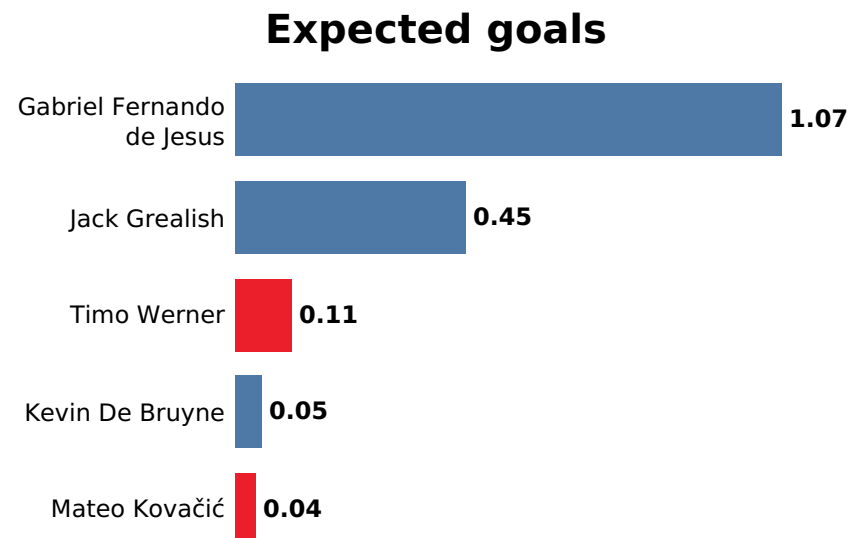
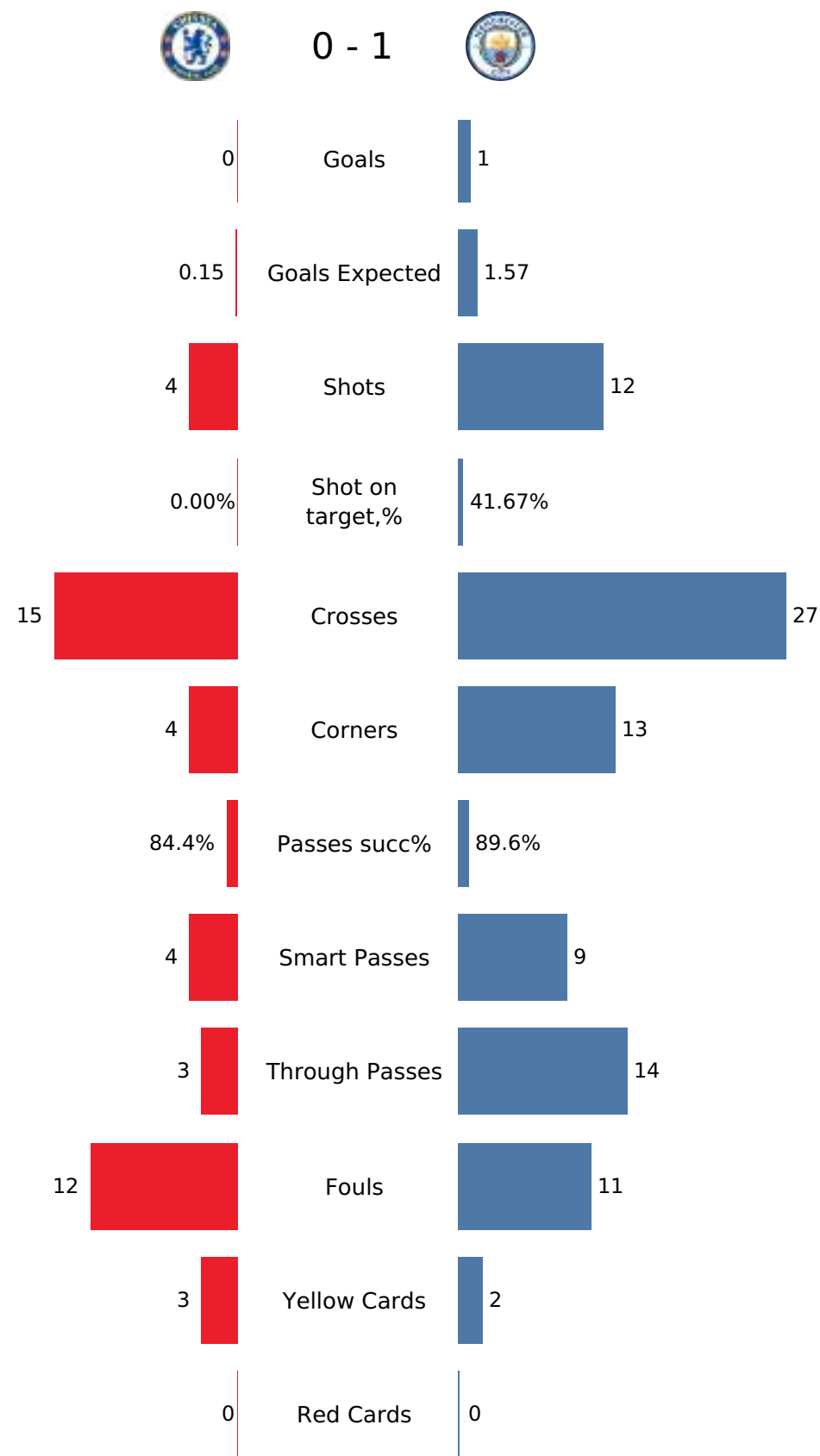
| Duels |  |  |
|------------------------|---|---|
| Offensive Duels | 80 | 73 |
| Offensive duels won,% | 38.8% | 54.8% |
| Defensive Duels | 73 | 80 |
| Defensive duels won,% | 45.2% | 61.3% |
| Loose Ball Duels | 36 | 36 |
| Loose ball duels won,% | 38.9% | 38.9% |
| Aerial Duels | 32 | 32 |
| Aerial duels won,% | 62.5% | 37.5% |
| Challenge Intensity | 4.4 | 7.5 |
| Dribbles | 32 | 34 |
| Dribbles won,% | 50.000% | 70.588% |

| Possession |  |  |
|-------------------------|---|---|
| Possession% | 39% | 61% |
| Possession Count | 101 | 105 |
| Reaching Opponent Half | 39 | 73 |
| Reaching Opponent Box | 9 | 22 |
| Avg Possession Duration | 13s | 19s |
| Dead Time Sec | 2,480s | 2,480s |

| Possession,% |  |  |
|-----------------------|---|---|
| Possession (1-15min) | 25% | 75% |
| Possession (16-30min) | 30% | 70% |
| Possession (31-45min) | 41% | 59% |
| Possession (46-60min) | 34% | 66% |
| Possession (61-75min) | 36% | 64% |
| Possession (76-90min) | 63% | 37% |

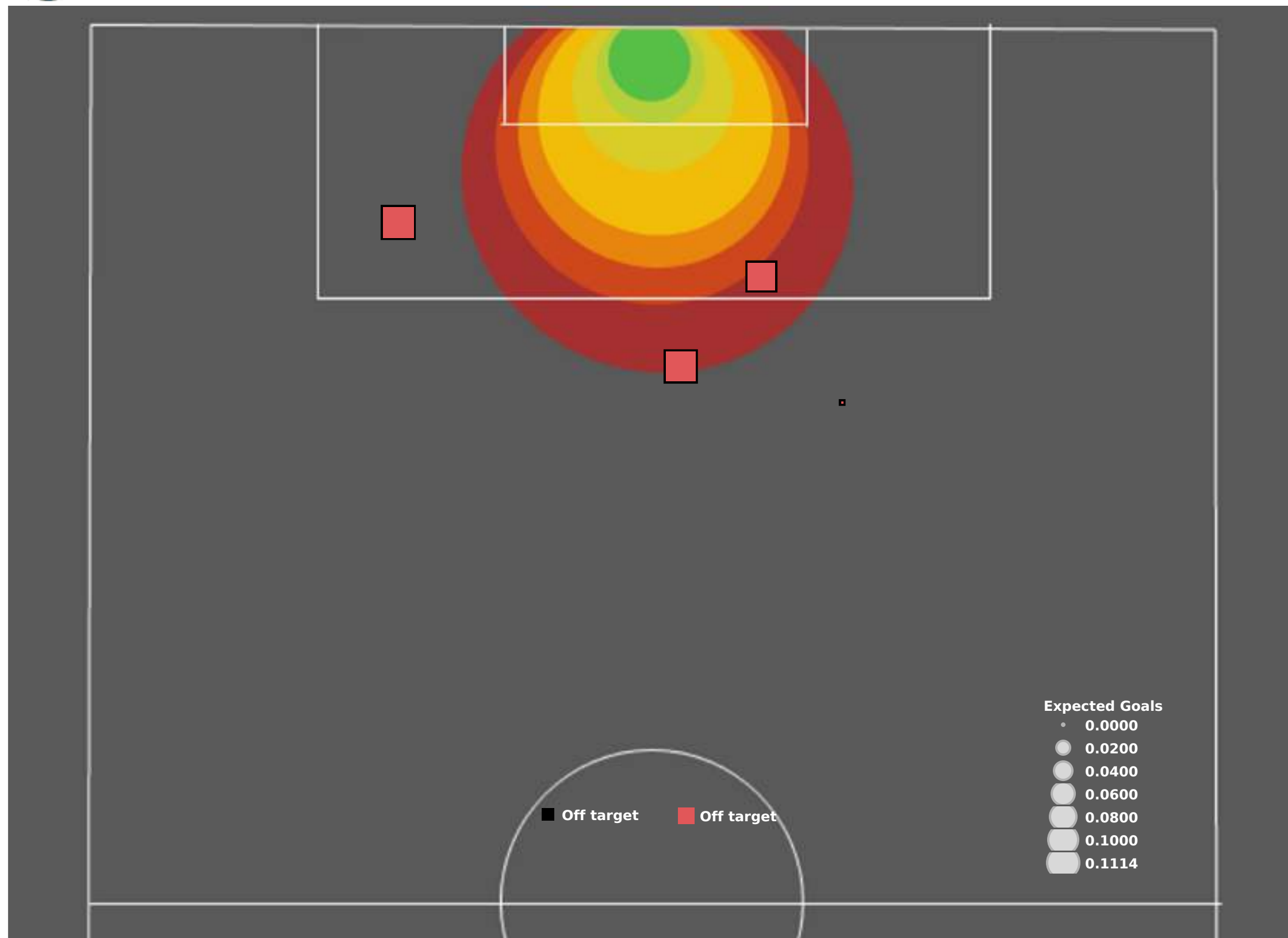
| Passes |  |  |
|--------------------------|---|---|
| Passes | 372 | 597 |
| Acc passes,% | 84.1% | 89.6% |
| Forward Passes | 132 | 172 |
| Acc Forward passes,% | 74.2% | 82.6% |
| Back Passes | 38 | 98 |
| Acc Back passes,% | 97.4% | 99.0% |
| Vertical Passes | 137 | 245 |
| Acc Vertical passes,% | 90.5% | 93.9% |
| Progressive Passes | 52 | 73 |
| Acc Progressive passes,% | 61.5% | 87.7% |
| Long Passes | 39 | 44 |
| Acc Long passes,% | 59.0% | 65.9% |
| Into Final Third Passes | 34 | 76 |
| Acc Passes into F3% | 61.8% | 84.2% |
| Into Penalty Area Passes | 19 | 27 |
| Acc Passes into PA,% | 42.1% | 44.4% |
| Smart Passes | 4 | 9 |
| Acc Smart passes,% | 50.0% | 66.7% |
| Key Passes | 0 | 2 |
| Through Passes | 3 | 14 |
| Acc Through passes,% | 33.3% | 71.4% |
| Crosses | 15 | 27 |
| Acc Crosses,% | 40.0% | 25.9% |
| Crosses Low | 5 | 10 |
| Crosses High | 10 | 10 |
| Crosses Blocked | 0 | 7 |
| Match Tempo | 16.9 | 17.6 |
| Passes Length Avg | 18.8 | 19.5 |

Match Overview





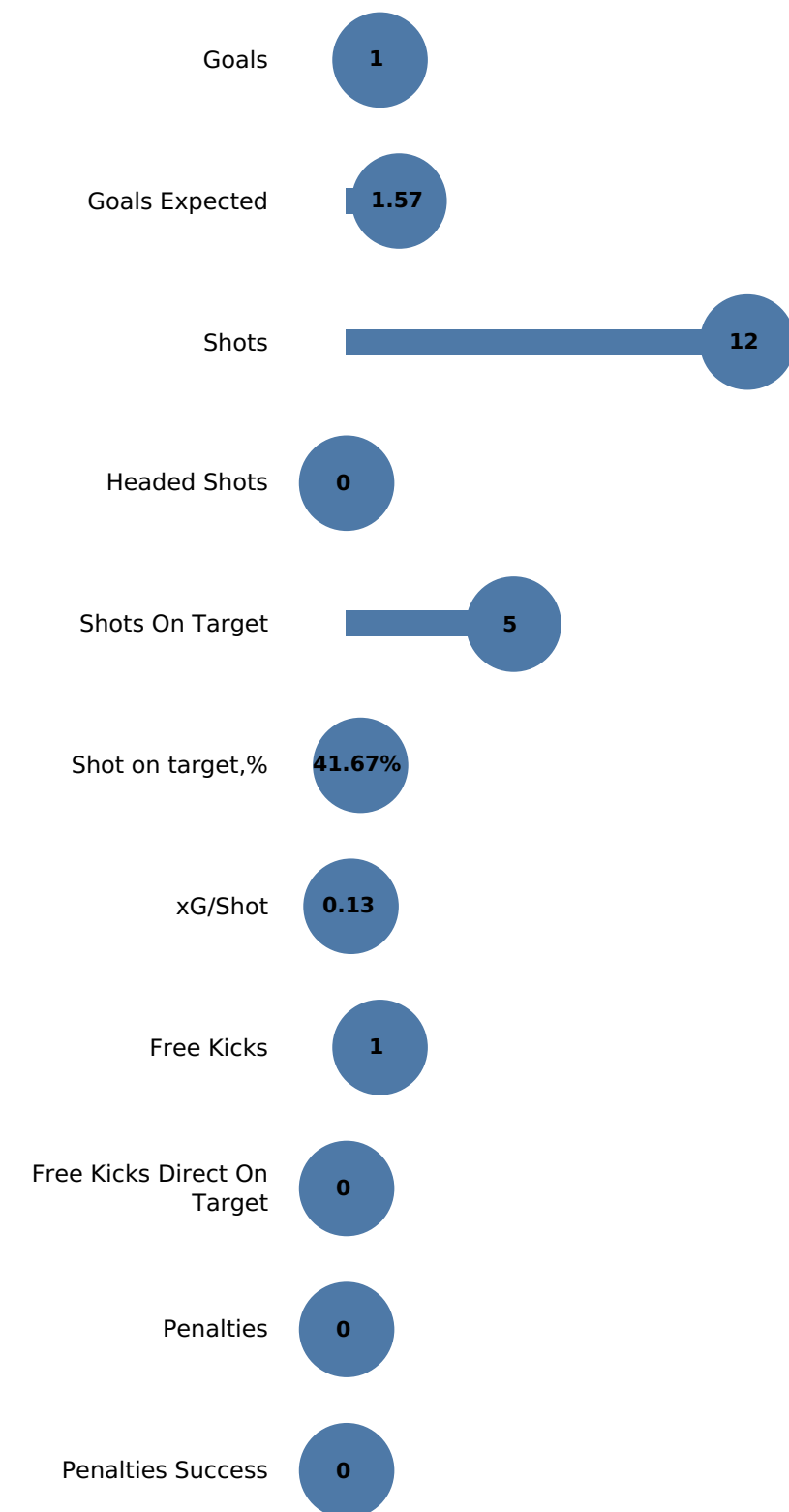
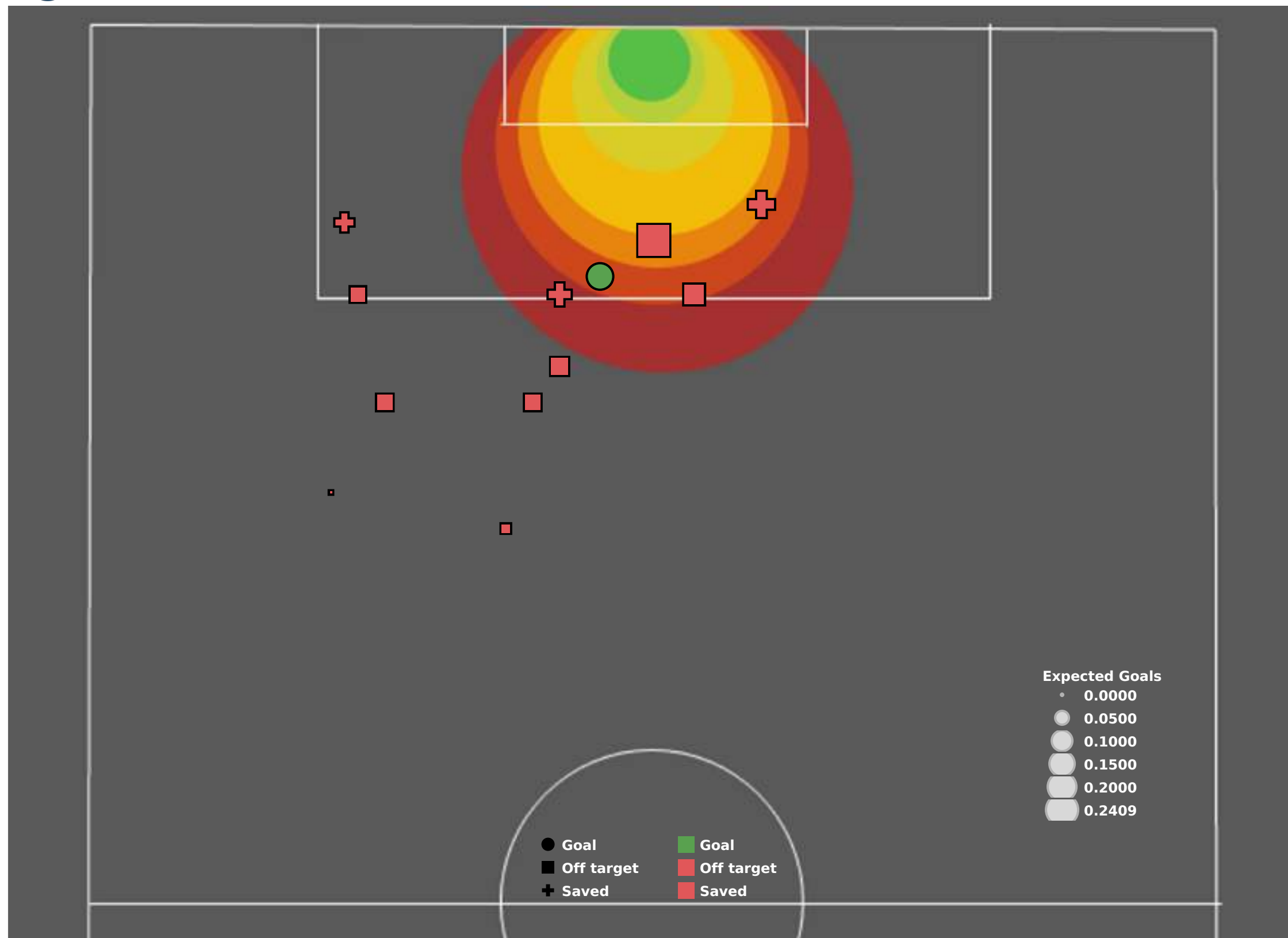
Chelsea's Shots



| | |
|-----------------------------|-------|
| Goals | 0 |
| Goals Expected | 0.15 |
| Shots | 4 |
| Headed Shots | 0 |
| Shots On Target | 0 |
| Shot on target,% | 0.00% |
| xG/Shot | 0.04 |
| Free Kicks | 2 |
| Free Kicks Direct On Target | 0 |
| Penalties | 0 |
| Penalties Success | 0 |

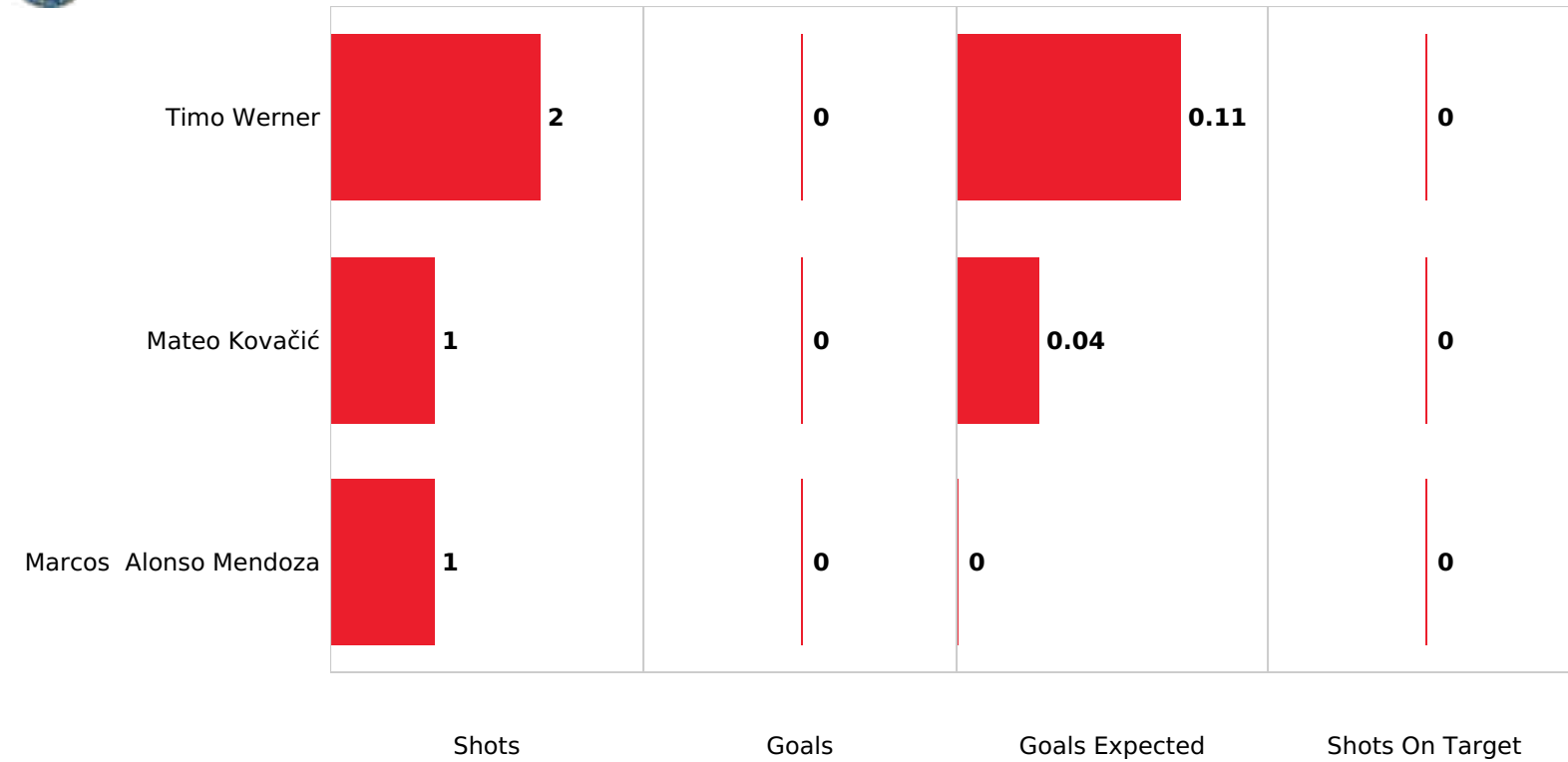


Manchester City's Shots

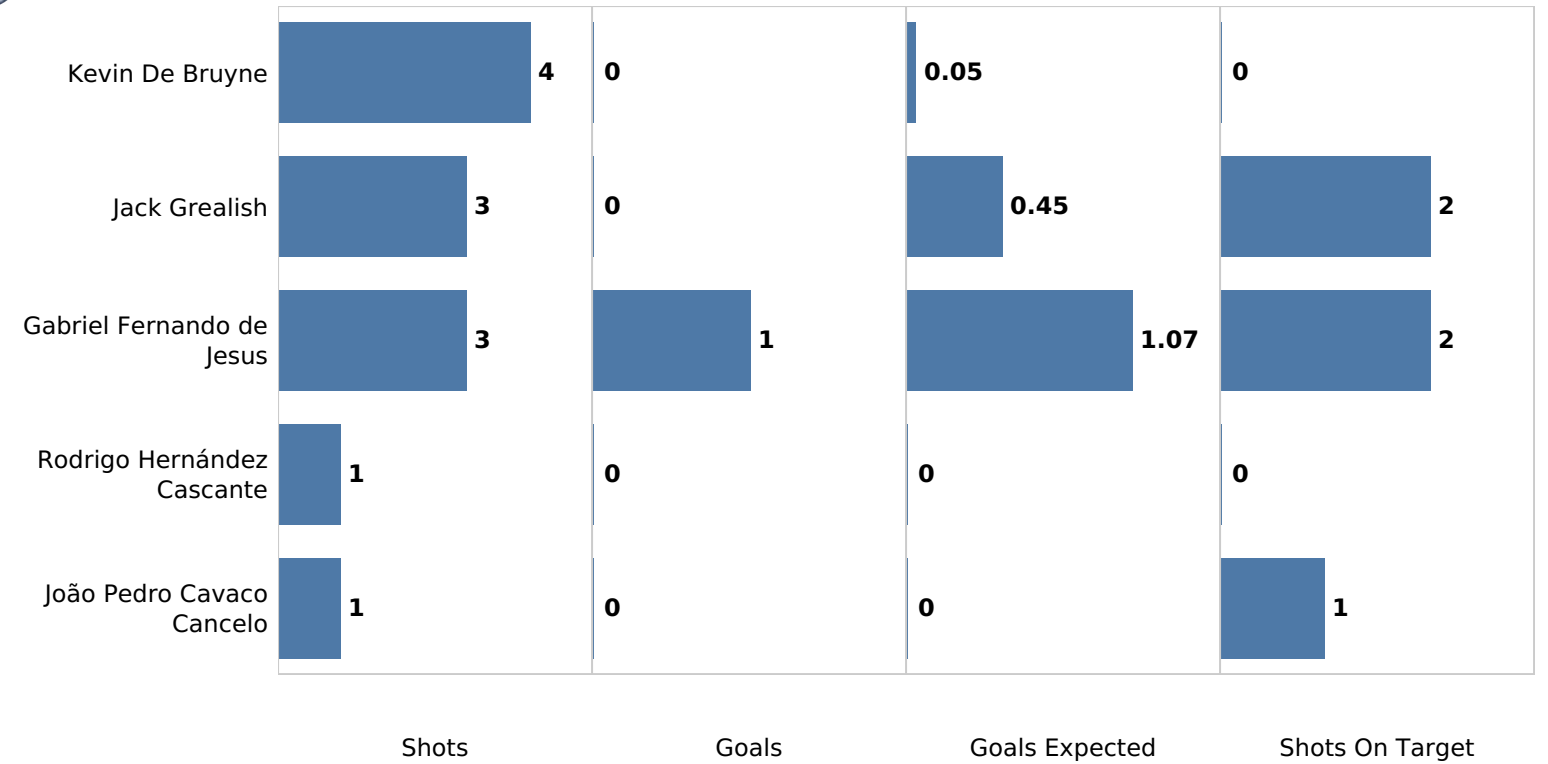




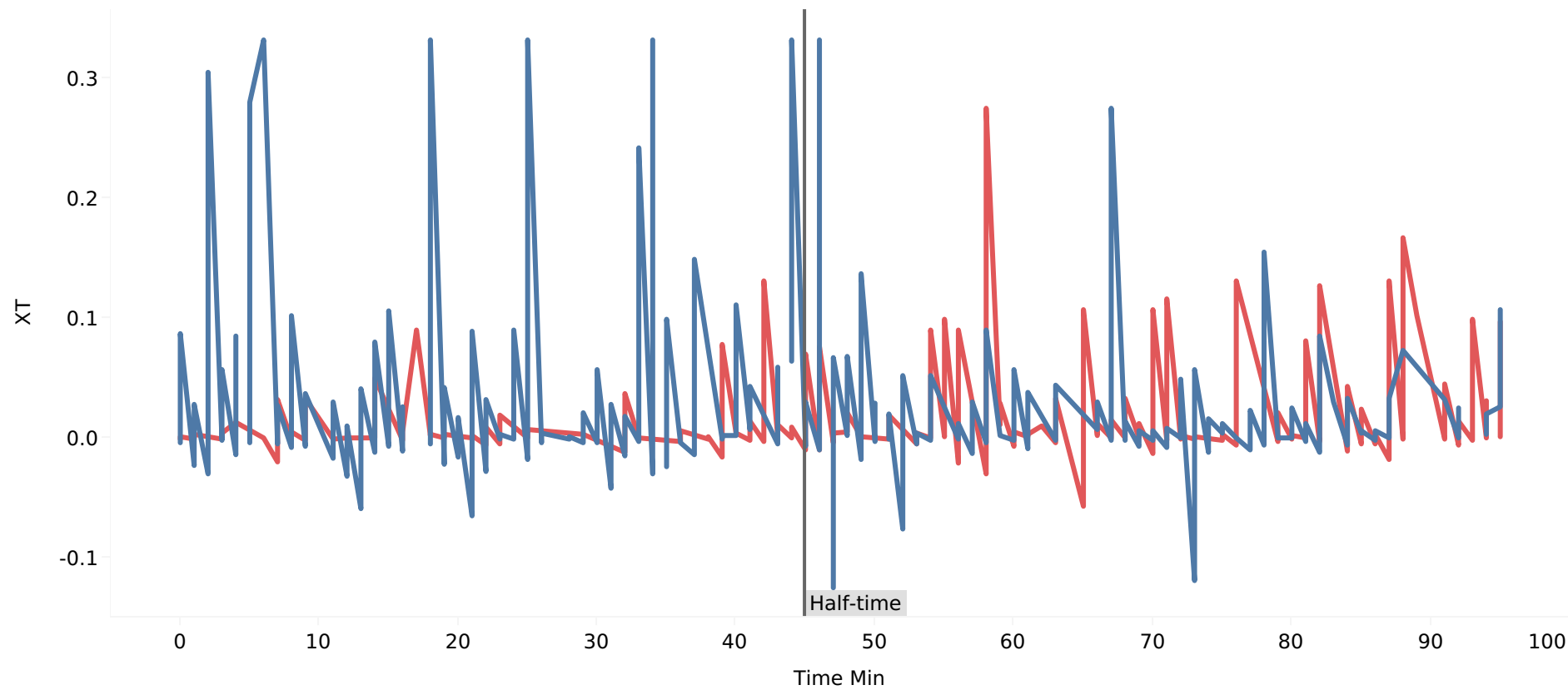
Chelsea shots



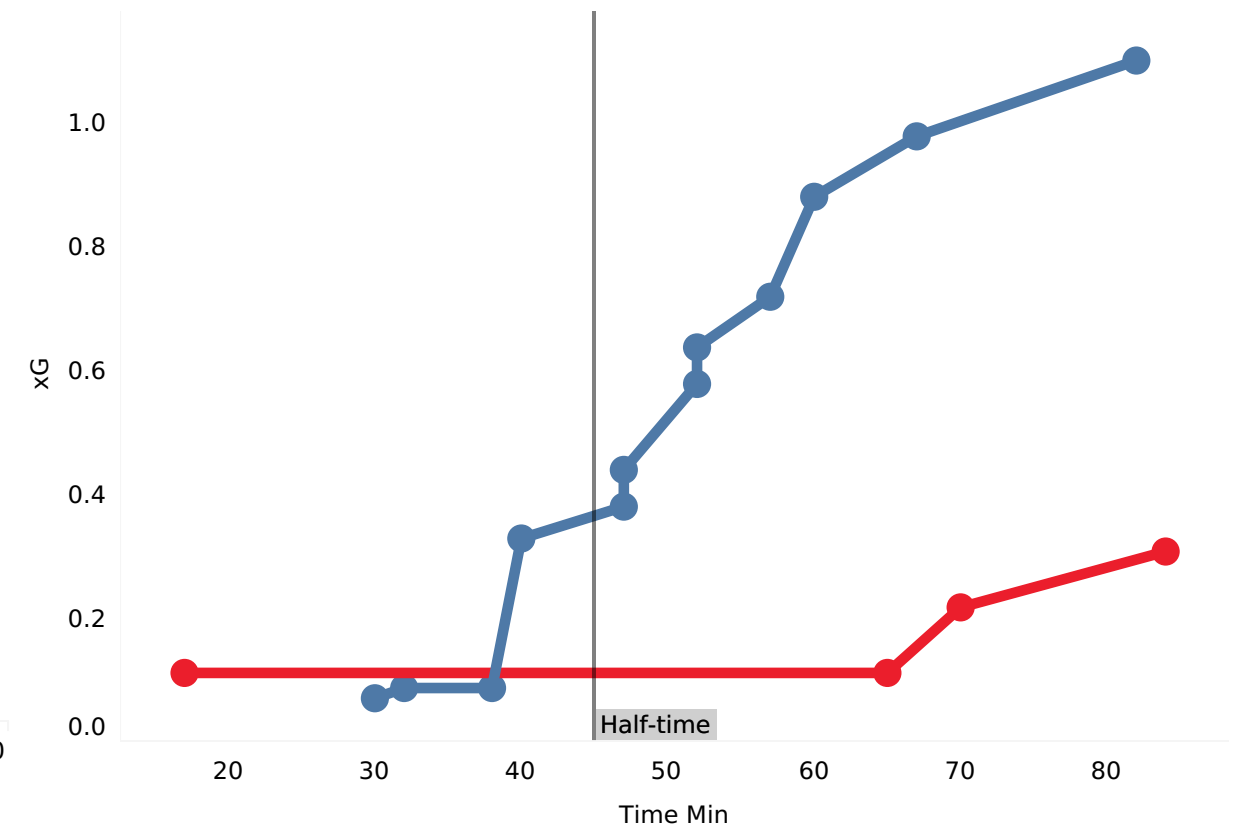
Manchester City shots



xT Timeline



Expected goal timeline





Chelsea Pass matrix

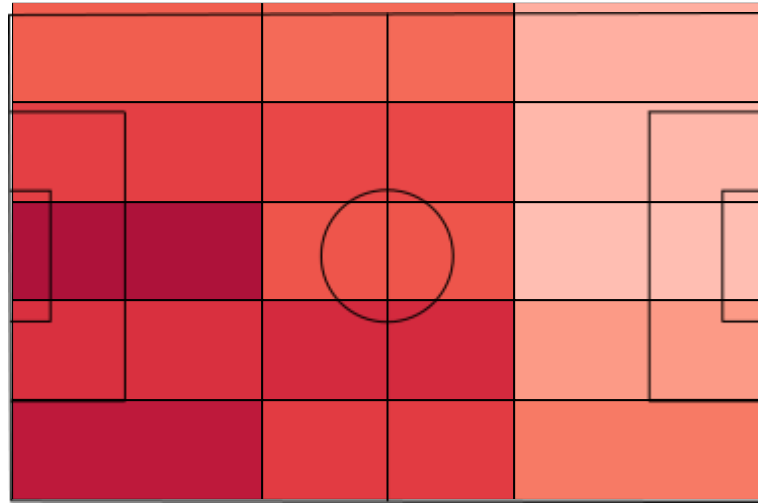
| | Edouard Mendy | Andreas Christensen | Antonio Rüdiger | César Azpilicueta | Marcos Alonso | Reece James | Thiago Emiliano da Silva | Jorge Luiz Frello Filho | Mateo Kovačić | N'Golo Kanté | Ruben Loftus-Cheek | Kai Havertz | Romelu Lukaku | Timo Werner | Passes Received |
|-------------------|---------------|---------------------|-----------------|-------------------|---------------|-------------|--------------------------|-------------------------|---------------|--------------|--------------------|-------------|---------------|-------------|-----------------|
| Unknown | 17 | 9 | 7 | 25 | 15 | 1 | 4 | 5 | 11 | 8 | | 2 | 5 | 8 | 117 |
| A. Christensen | 2 | 1 | 2 | 10 | | | 5 | 2 | 5 | 1 | 6 | | | | 34 |
| A. Rüdiger | 6 | 6 | | | 5 | | 9 | 3 | 5 | | 1 | | | | 35 |
| César Azpilicueta | 3 | 16 | 3 | | 1 | 4 | 3 | 7 | 2 | 4 | 2 | | | 1 | 46 |
| E. Mendy | | 4 | 4 | 3 | | | 1 | | | 2 | | | | | 14 |
| Jorginho | 1 | 2 | | 8 | 6 | 4 | | | 3 | 1 | | | | 2 | 27 |
| K. Havertz | | 1 | | | 4 | | | | | | | 1 | | | 6 |
| M. Kovačić | | 6 | 11 | 2 | 3 | | 3 | 6 | | | 3 | | 1 | | 35 |
| Marcos Alonso | 2 | 1 | 11 | | | | 1 | 4 | 4 | | | 3 | 1 | 1 | 28 |
| N. Kanté | | 2 | | 2 | 2 | | | 1 | 2 | | | | | 2 | 11 |
| R. James | | | | 6 | | 1 | | | | | | | 1 | | 8 |
| R. Loftus-Cheek | | 3 | | 5 | 1 | | 1 | | | | | | | | 10 |
| R. Lukaku | | | 1 | 5 | | | | 2 | | 1 | | | | | 9 |
| T. Werner | | 2 | | 2 | 1 | | 1 | 1 | 3 | 1 | 2 | | | | 13 |
| Thiago Silva | | 7 | 4 | 3 | | | | 1 | 1 | | | | | | 16 |
| Passes Attempted | 31 | 60 | 43 | 71 | 38 | 10 | 28 | 32 | 36 | 18 | 14 | 6 | 8 | 14 | |



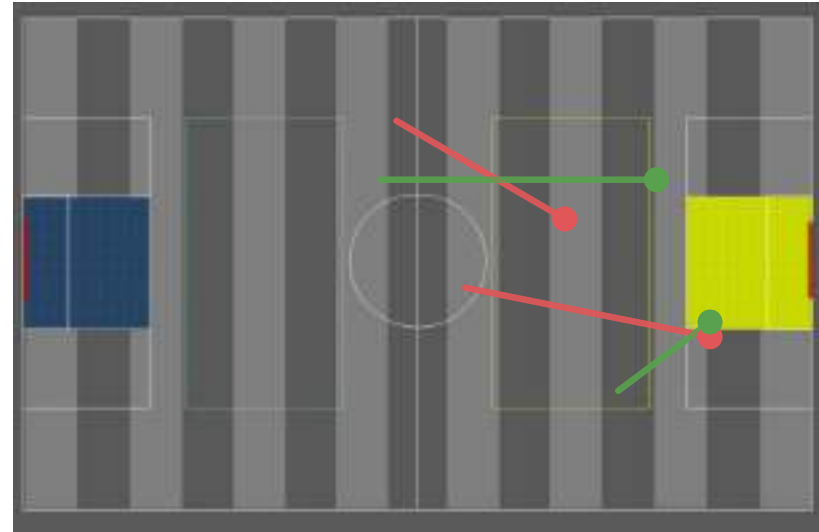
Manchester City Pass matrix

| | Ederson Santana de Moraes | Aymeric Laporte | João Pedro Cavaco Cancelo | Kyle Walker | Rúben Santos Gato Alves Dias | Bernardo Mota Veiga de Carvalho e Silva | Jack Grealish | Kevin De Bruyne | Phil Foden | Rodrigo Hernández Cascante | Gabriel Fernando de Jesus | Raheem Sterling | Riyad Mahrez | Passes Received |
|------------------|---------------------------|-----------------|---------------------------|-------------|------------------------------|---|---------------|-----------------|------------|----------------------------|---------------------------|-----------------|--------------|-----------------|
| Unknown | 8 | 6 | 27 | 8 | 6 | 12 | 11 | 20 | 11 | 9 | 11 | | | 129 |
| A. Laporte | 8 | 1 | 21 | 2 | 14 | 3 | 1 | 3 | 2 | 5 | | | | 60 |
| Bernardo Silva | 2 | 4 | 3 | 11 | 15 | | | 4 | 2 | 8 | 6 | | | 55 |
| Ederson | | 5 | 1 | 2 | 5 | 2 | | 1 | | 2 | 1 | | | 19 |
| Gabriel Jesus | 1 | 1 | 4 | 9 | 3 | 14 | 2 | 2 | 2 | 2 | 1 | 1 | | 42 |
| J. Grealish | | 1 | 16 | | 1 | 1 | 1 | 2 | | 7 | | | 1 | 30 |
| João Cancelo | 3 | 22 | 3 | 2 | 5 | 6 | 16 | 2 | 1 | 11 | 4 | | | 75 |
| K. De Bruyne | 1 | | 6 | 1 | | 4 | 2 | | 2 | 7 | 4 | | | 27 |
| K. Walker | 1 | 4 | | | 14 | 14 | | | 1 | 9 | 7 | | | 50 |
| P. Foden | 1 | 3 | 2 | 4 | 2 | 2 | | 1 | | 6 | 2 | | | 23 |
| R. Mahrez | | | | | | | | | | 1 | 1 | | | 2 |
| R. Sterling | 2 | | | | | 1 | | | | 1 | | | | 4 |
| Rodri | 1 | 9 | 11 | 4 | 10 | 10 | 1 | 1 | 3 | 1 | 4 | 1 | | 56 |
| Rúben Dias | 3 | 15 | 3 | 20 | | 5 | 1 | 1 | 1 | 9 | 2 | | | 60 |
| Passes Attempted | 31 | 71 | 97 | 63 | 75 | 74 | 35 | 37 | 25 | 78 | 43 | 2 | 1 | |

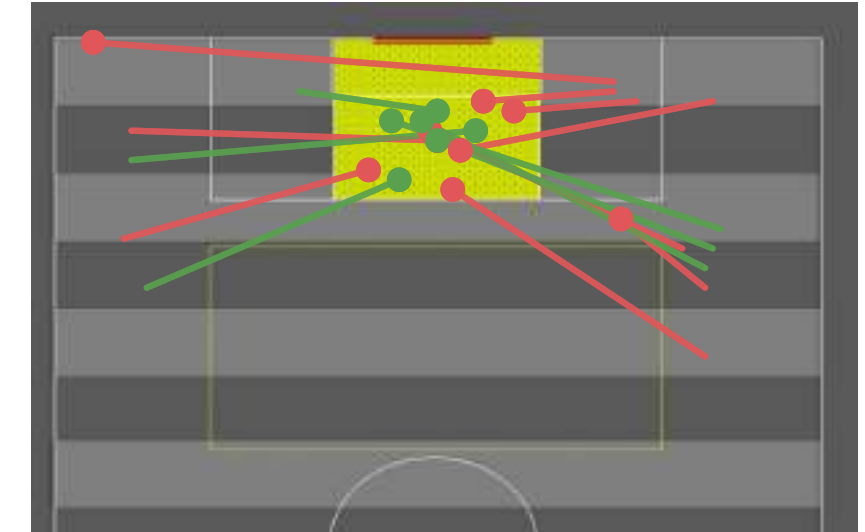
Chelsea Pass zones



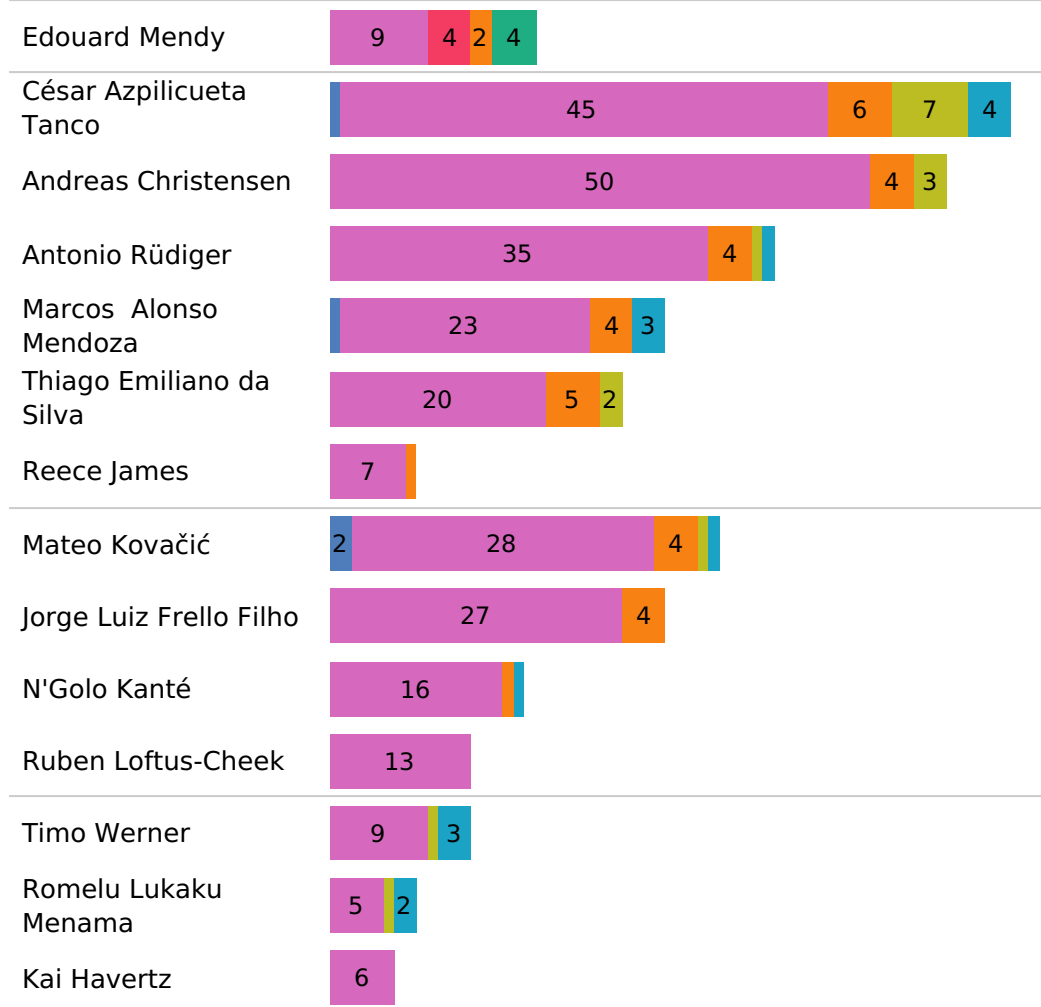
Chelsea Smart passes



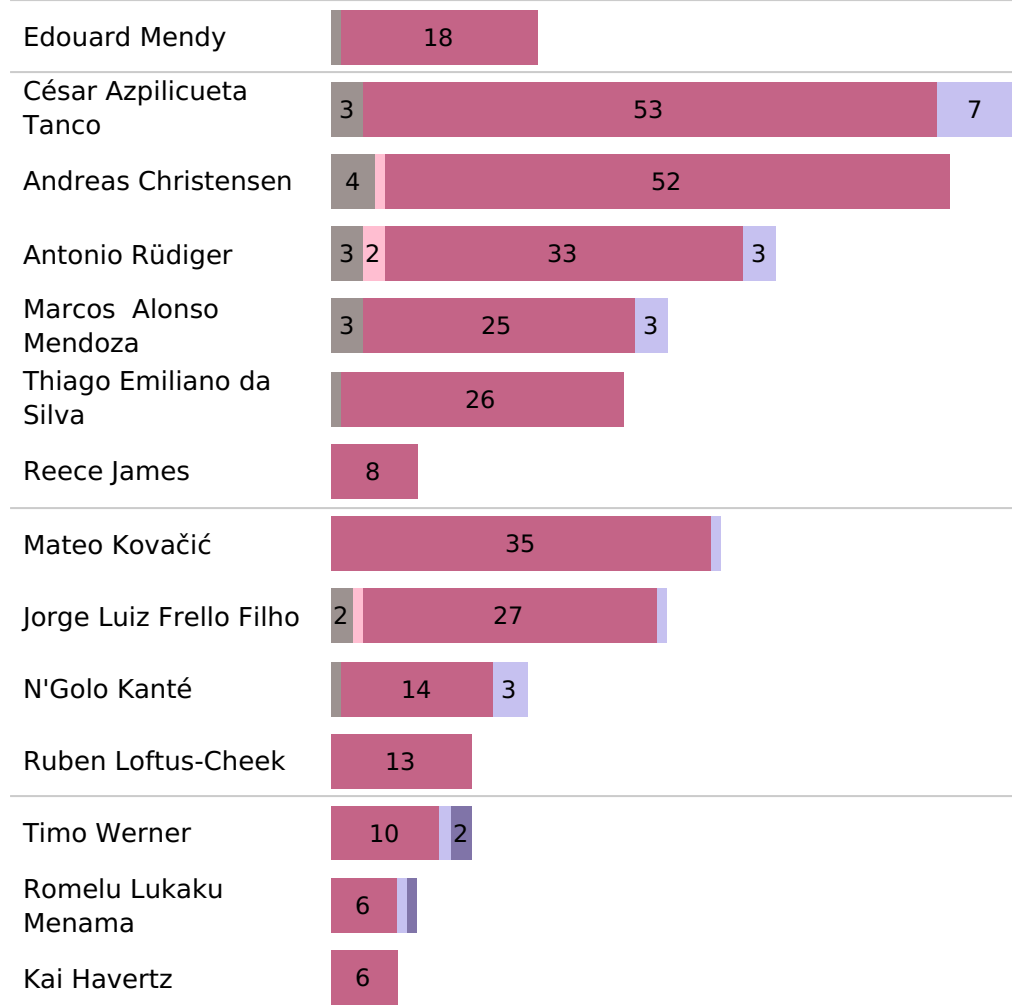
Chelsea Crosses



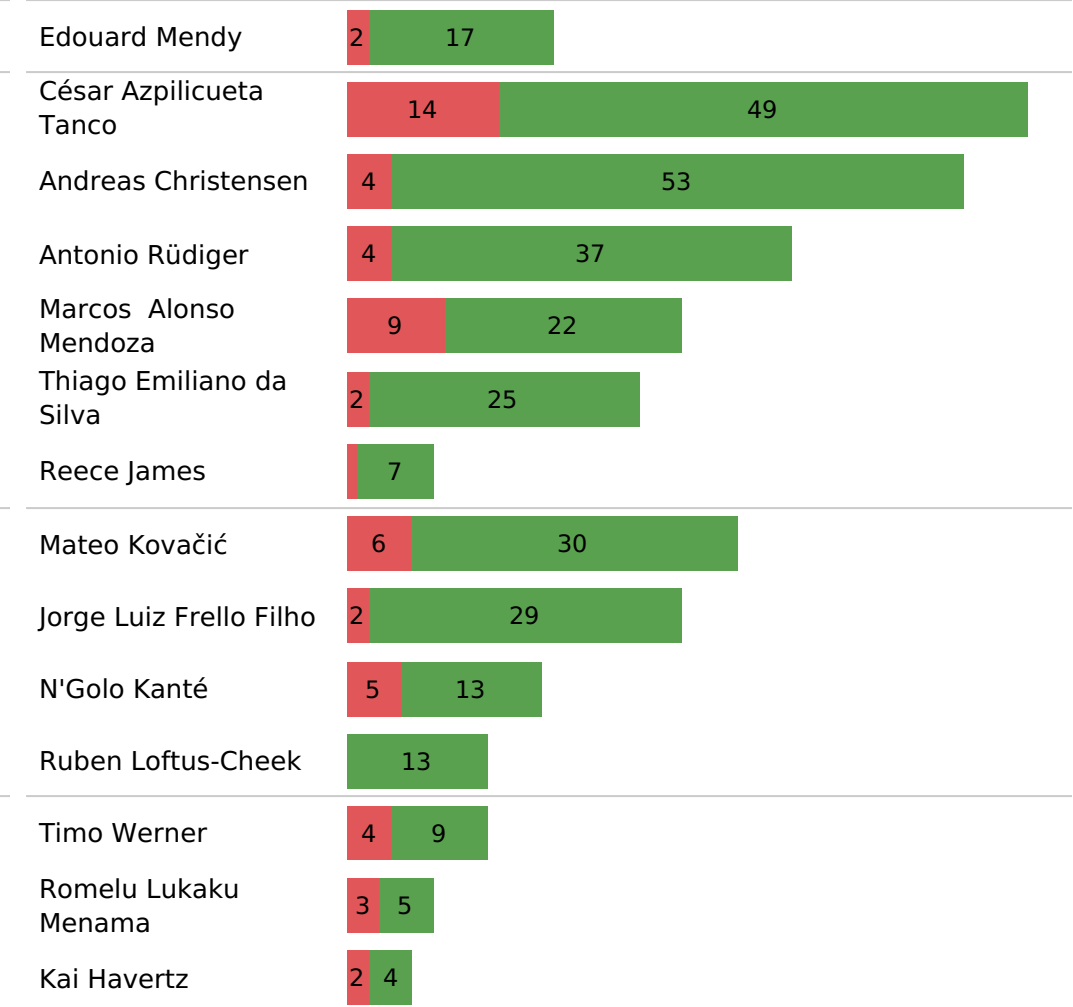
Pass type



Pass ending location



Pass outcome

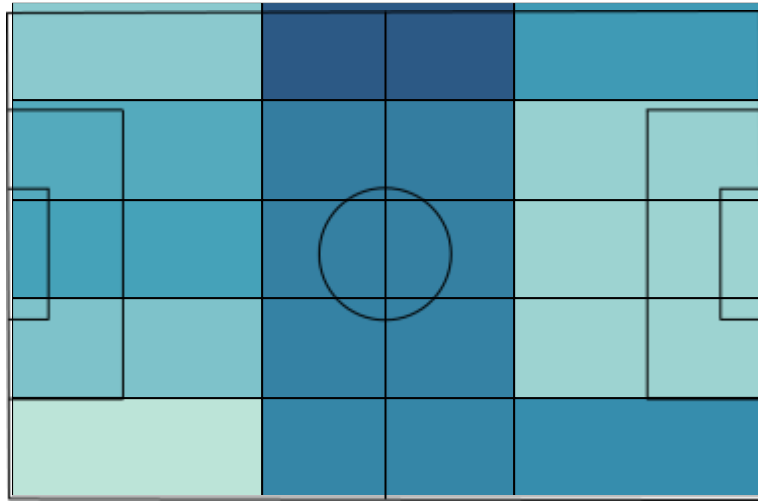


Smart pass Launch Head pass Cross
 Simple pass High pass Hand pass

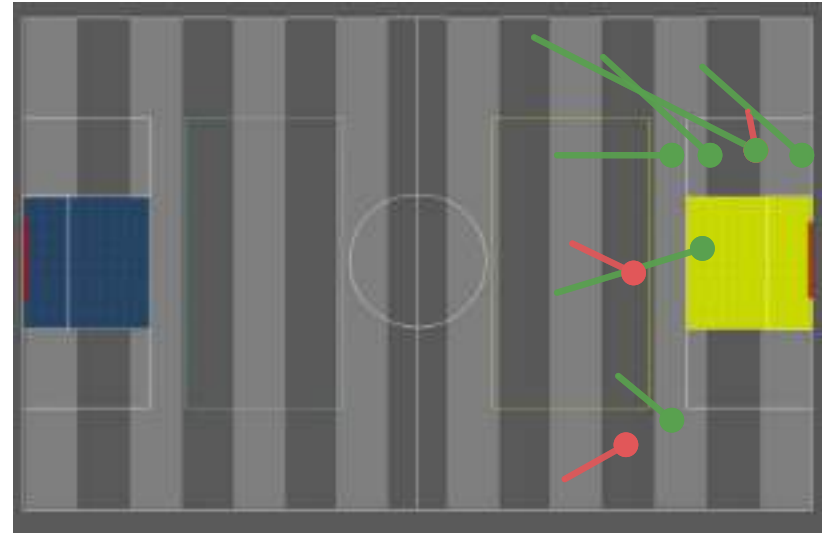
Own 18 yard box Outside of box Opp 6 yard box
 Own 6 yard box Opp 18 yard box

Unsuccessful Successful

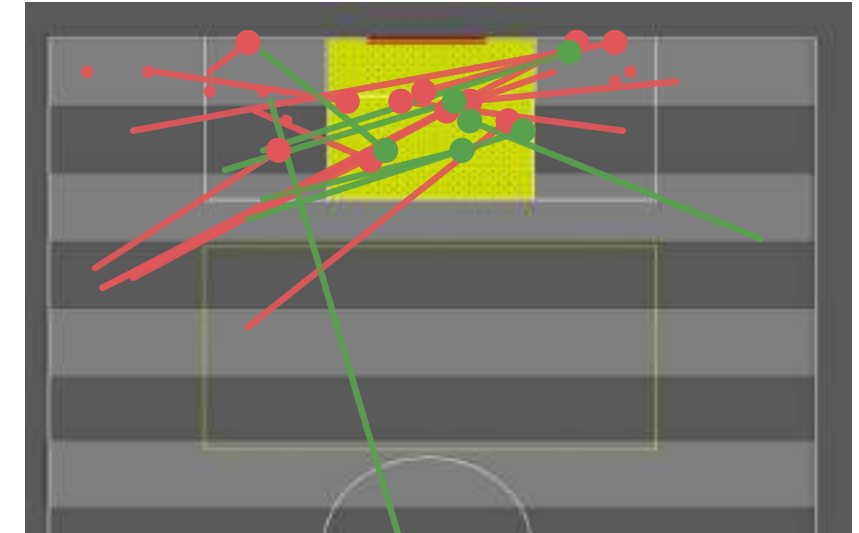
Manchester City Pass zones



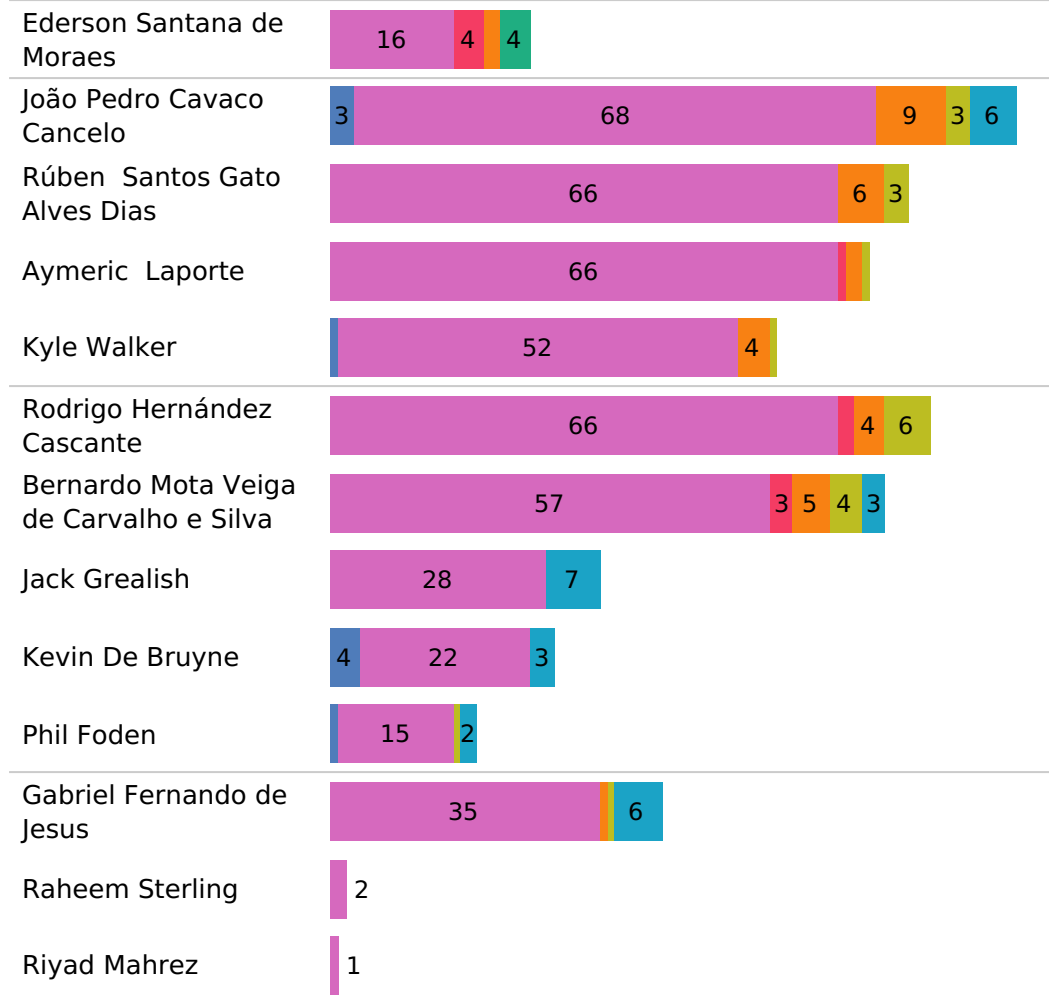
Manchester City Smart passes



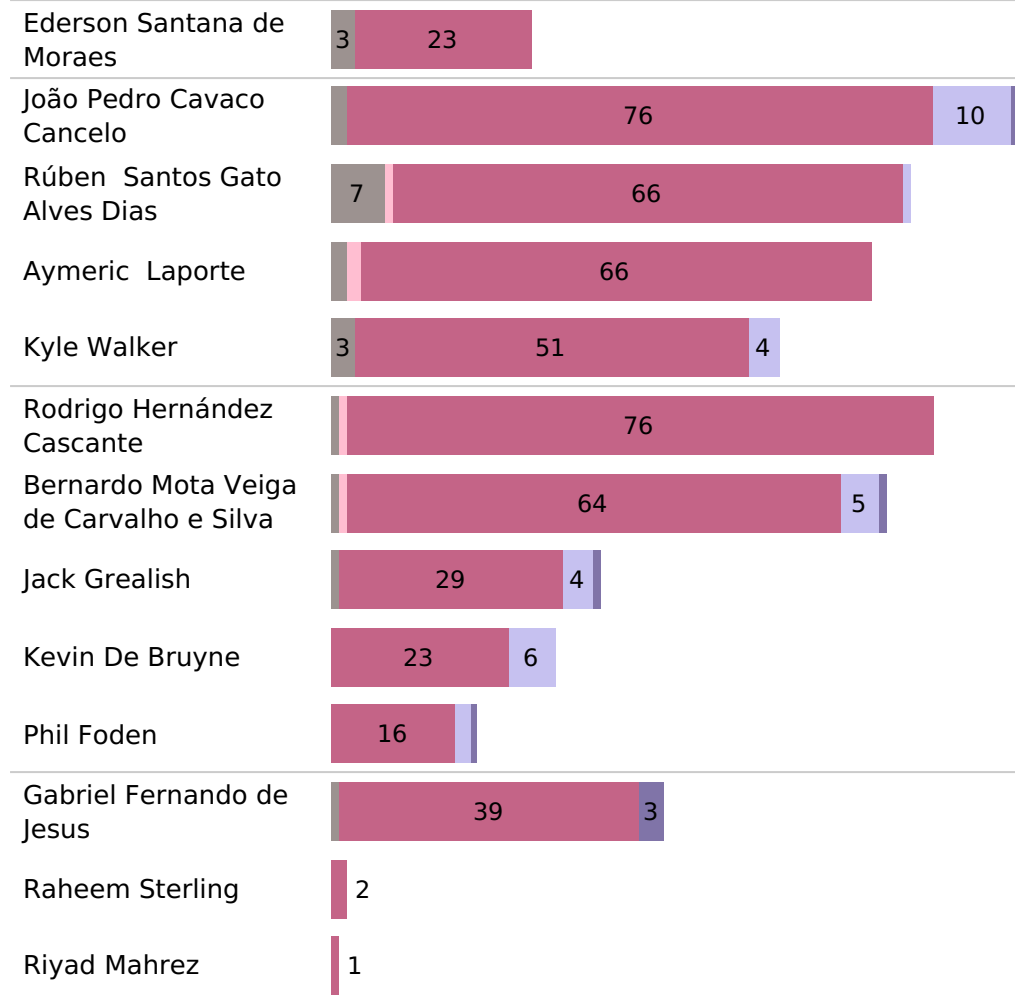
Manchester City Crosses



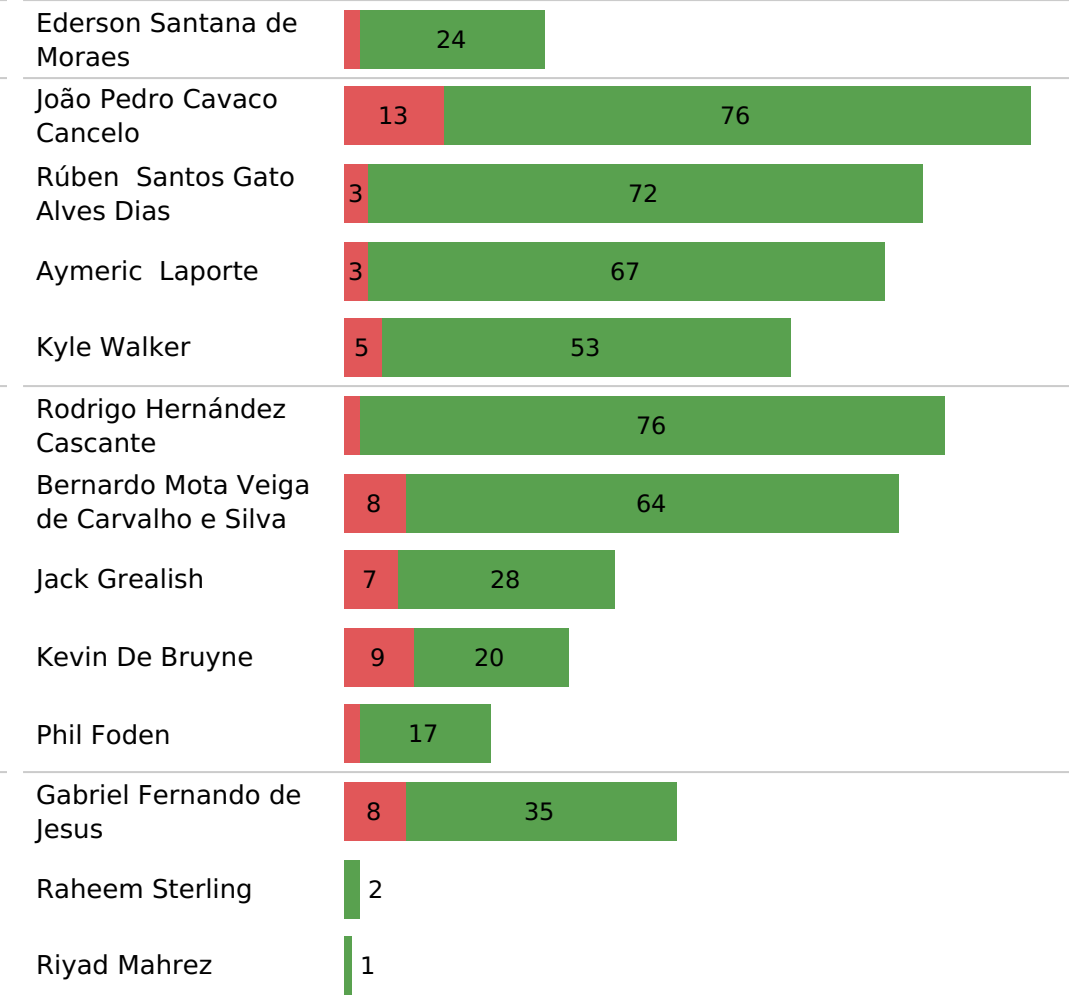
Pass type



Pass ending location



Pass outcome



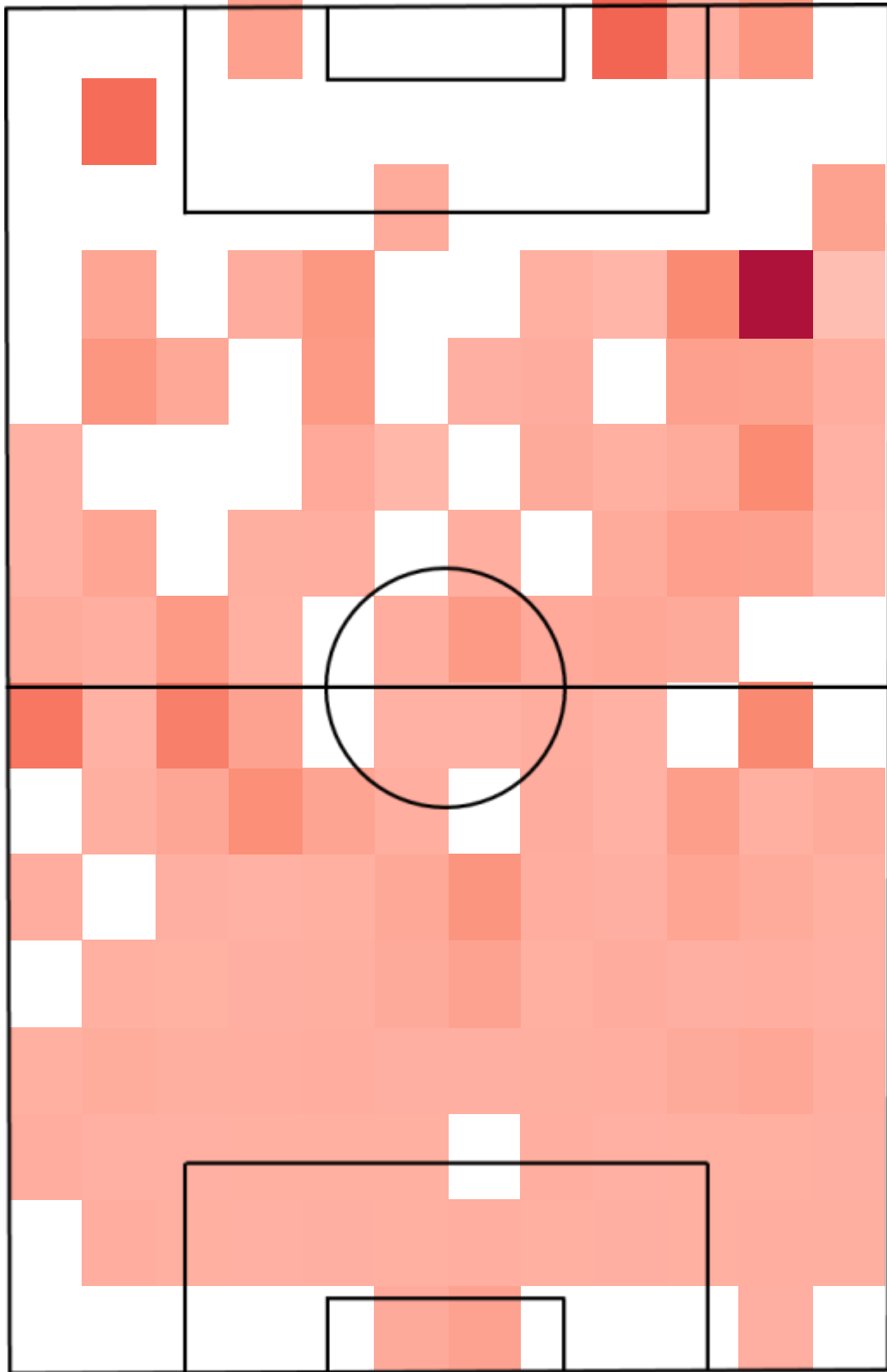
Smart pass Launch Head pass Cross
 Simple pass High pass Hand pass

Own 18 yard box Outside of box Opp 6 yard box
 Own 6 yard box Opp 18 yard box

Unsuccessful Successful



Chelsea's xT creation zones



Passes & Expected threat

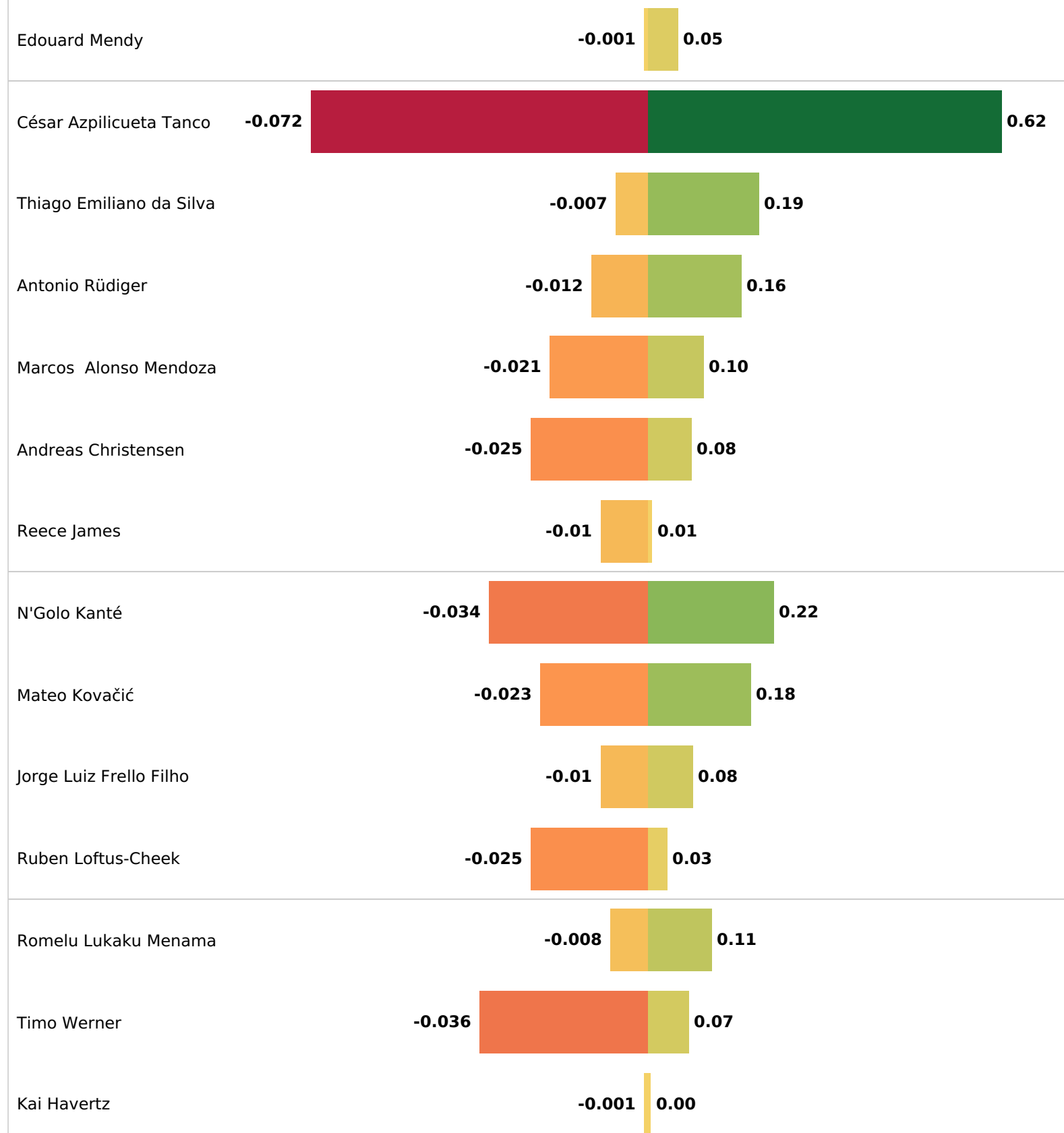
| Player | Passes | Pass Accuracy | Total Passes Xt |
|--------------------------|--------|---------------|-----------------|
| Edouard Mendy | 19 | 89.47% | 0.05 |
| César Azpilicueta Tanco | 63 | 77.78% | 0.546 |
| Andreas Christensen | 57 | 92.98% | 0.051 |
| Antonio Rüdiger | 41 | 90.24% | 0.151 |
| Marcos Alonso Mendoza | 31 | 70.97% | 0.075 |
| Thiago Emiliano da Silva | 27 | 92.59% | 0.187 |
| Reece James | 8 | 87.50% | -0.003 |
| Mateo Kovačić | 36 | 83.33% | 0.156 |
| Jorge Luiz Frello Filho | 31 | 93.55% | 0.067 |
| N'Golo Kanté | 18 | 72.22% | 0.185 |
| Ruben Loftus-Cheek | 13 | 100.00% | 0.008 |
| Timo Werner | 13 | 69.23% | 0.035 |
| Romelu Lukaku Menama | 8 | 62.50% | 0.102 |
| Kai Havertz | 6 | 66.67% | 0.003 |

Passes

Pass Accuracy

Total Passes Xt

xT from Passes

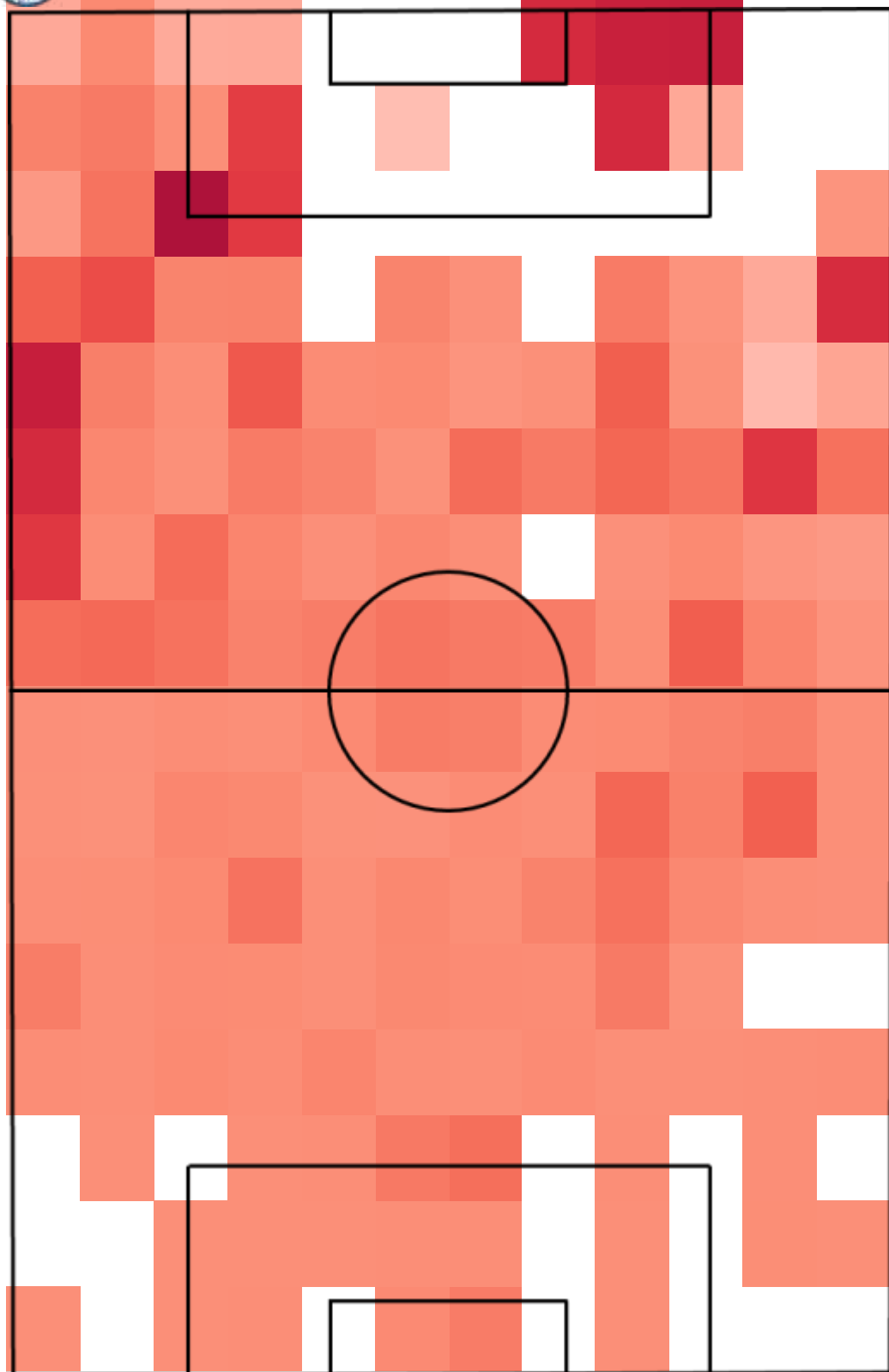


xT from Dribbles





Manchester City's xT creation zones



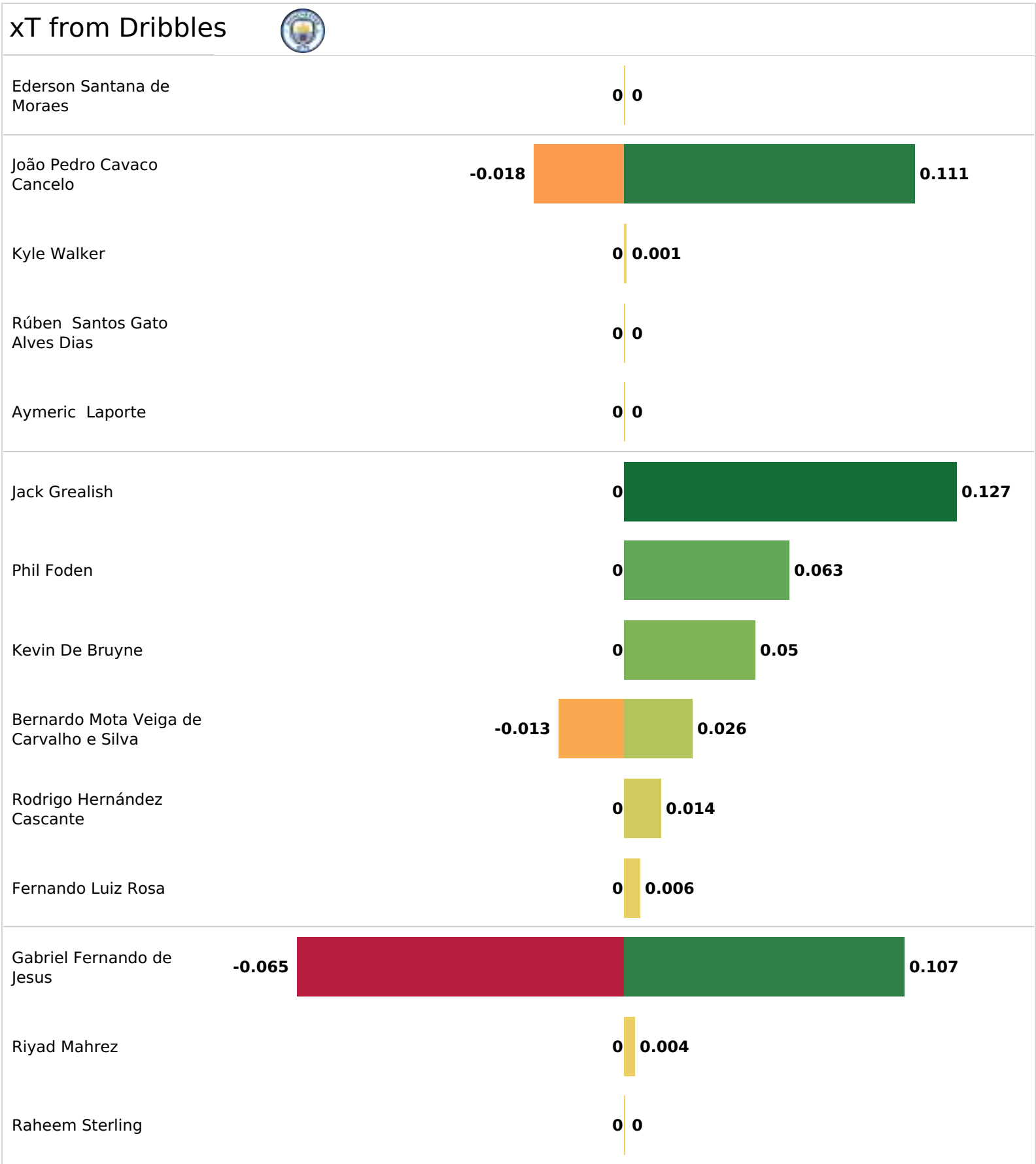
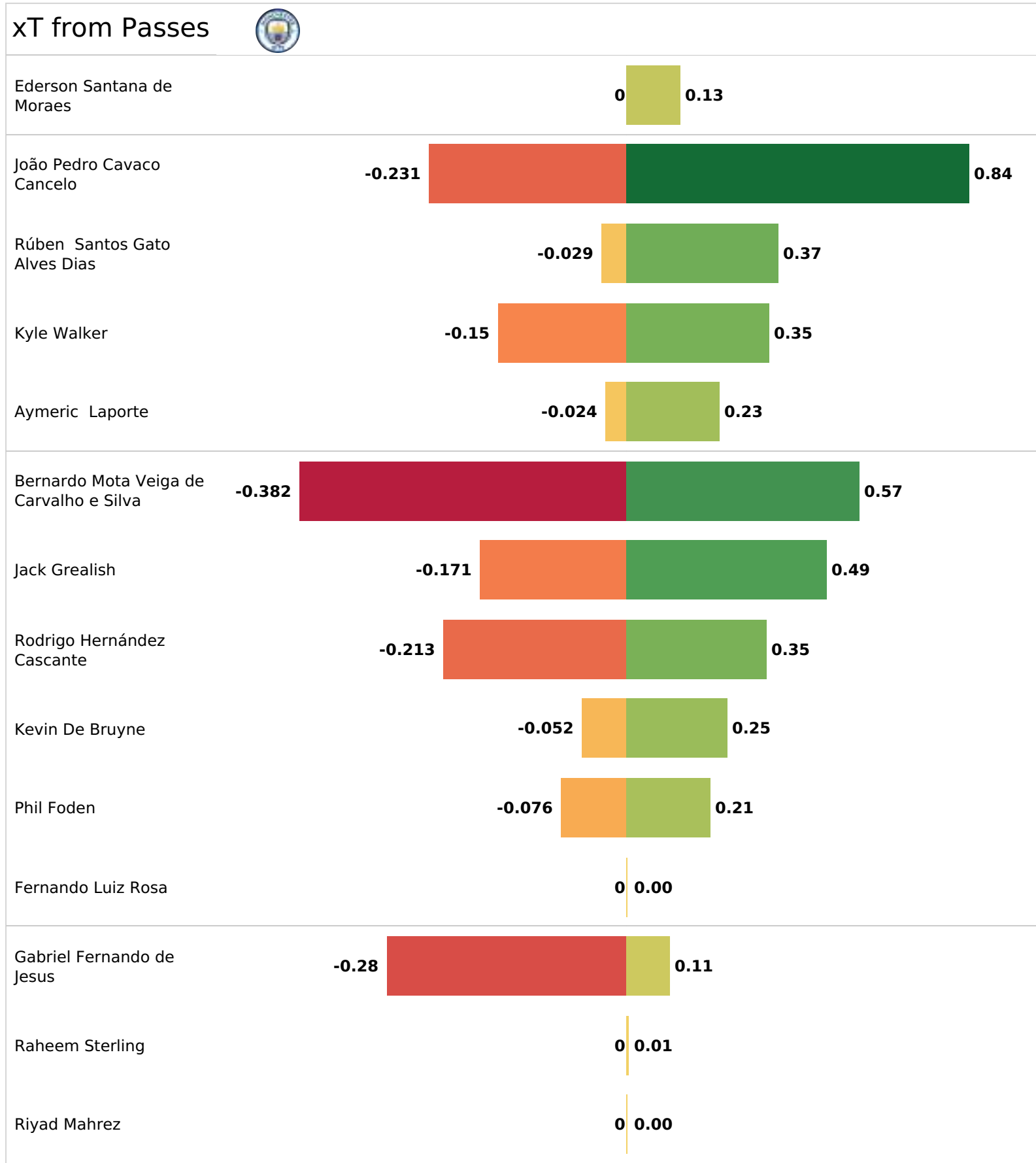
Passes & Expected threat

| | | | |
|---|----|---------|--------|
| Ederson Santana de Moraes | 26 | 92.31% | 0.133 |
| João Pedro Cavaco Cancelo | 89 | 85.39% | 0.611 |
| Rúben Santos Gato Alves Dias | 75 | 96.00% | 0.344 |
| Aymeric Laporte | 70 | 95.71% | 0.203 |
| Kyle Walker | 58 | 91.38% | 0.2 |
| Rodrigo Hernández Cascante | 78 | 97.44% | 0.132 |
| Bernardo Mota Veiga de Carvalho e Silva | 72 | 88.89% | 0.19 |
| Jack Grealish | 35 | 80.00% | 0.32 |
| Kevin De Bruyne | 29 | 68.97% | 0.196 |
| Phil Foden | 19 | 89.47% | 0.131 |
| Fernando Luiz Rosa | 0 | | 0 |
| Gabriel Fernando de Jesus | 43 | 81.40% | -0.174 |
| Raheem Sterling | 2 | 100.00% | 0.006 |
| Riyad Mahrez | 1 | 100.00% | 0.001 |

Passes

Pass Accuracy

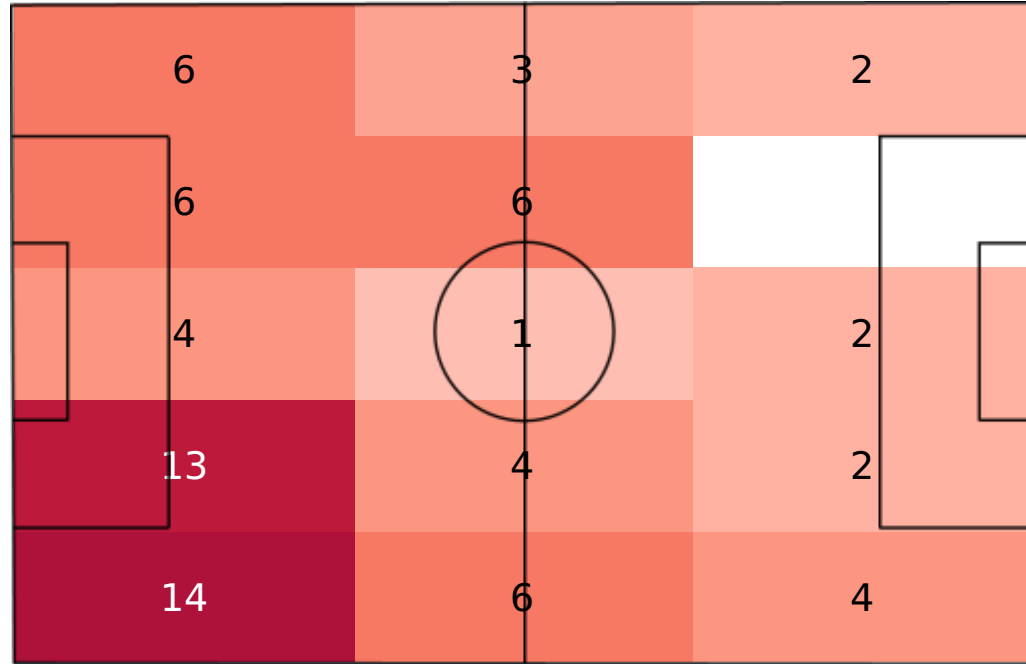
Total Passes Xt



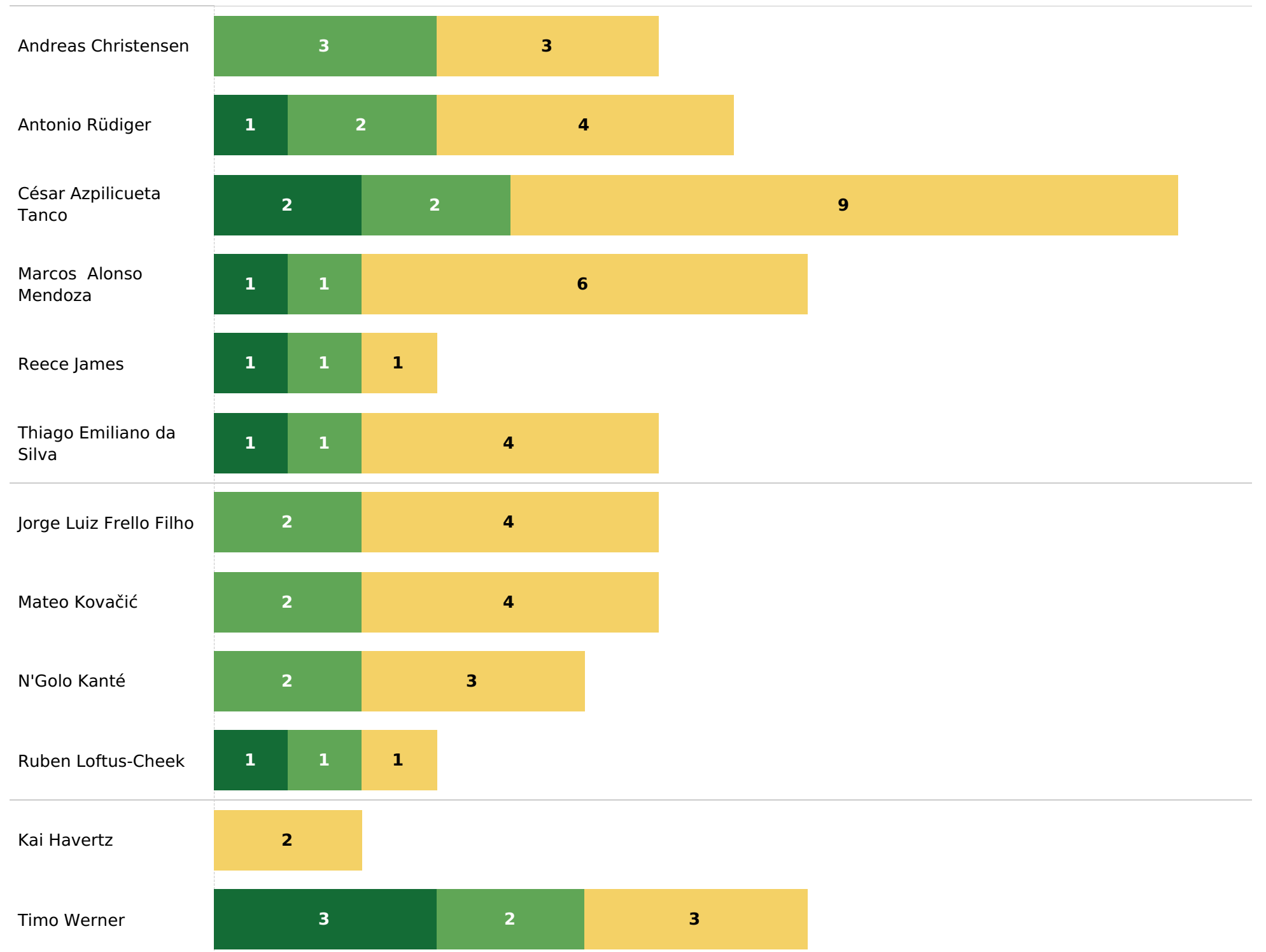
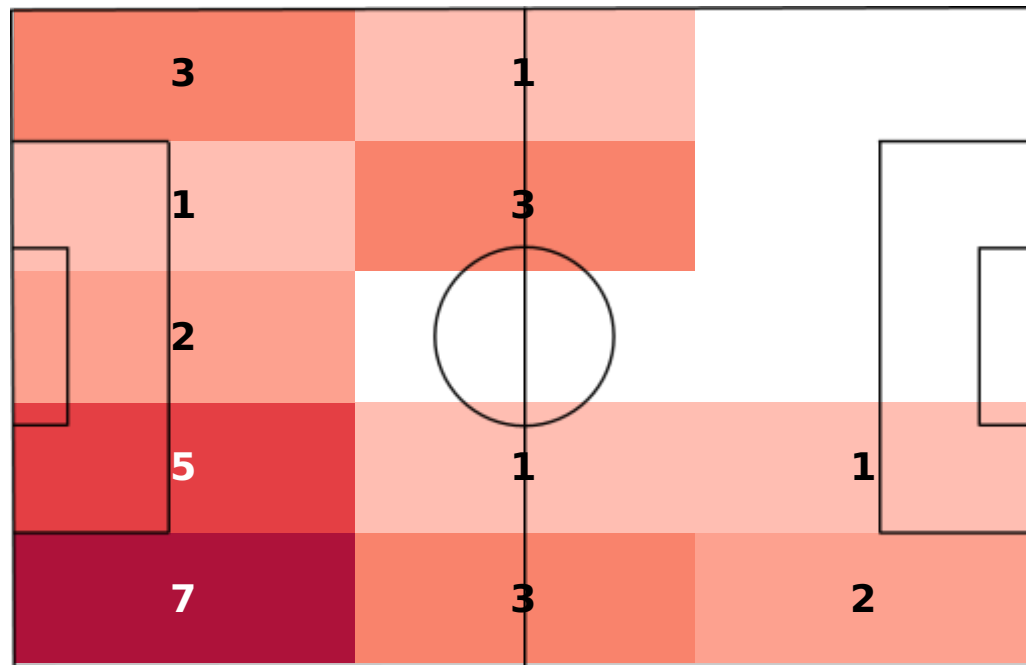


Chelsea

Defensive duels



Defensive duels won & neutral

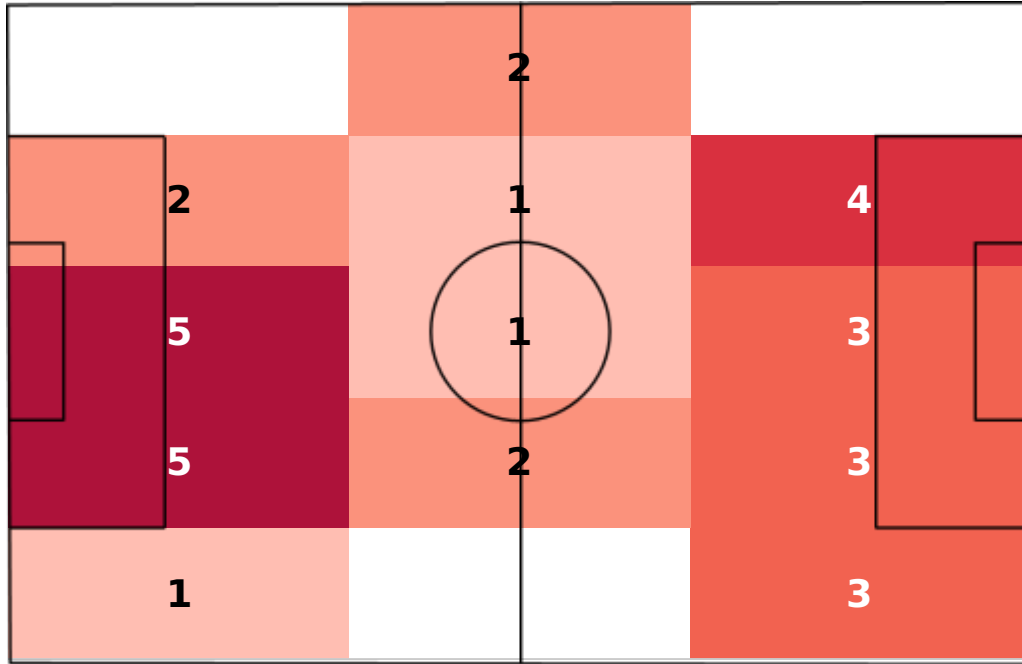


lost
neutral
won

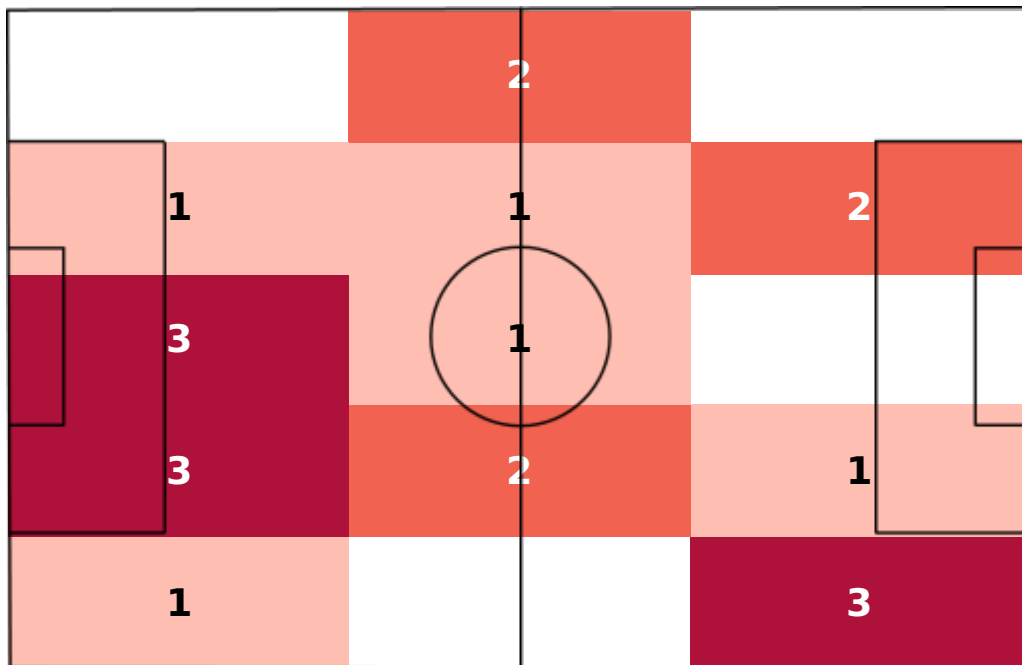


Chelsea

Aerial duels



Aerial duels won & neutral



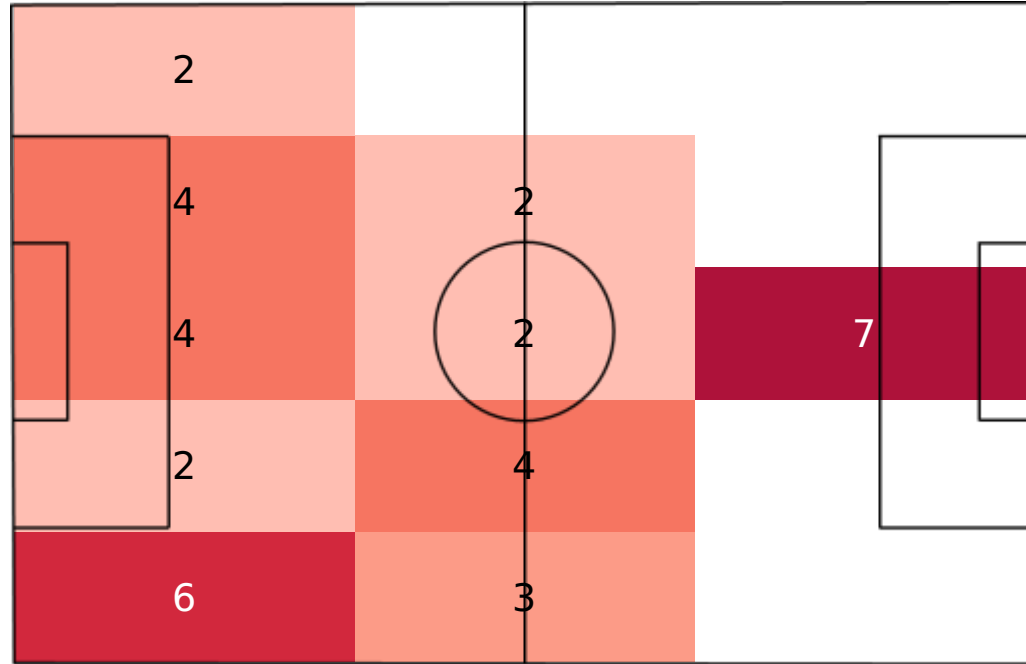
| | |
|--------------------------|---------------|
| Edouard Mendy | 1 |
| César Azpilicueta Tanco | 4 won, 1 lost |
| Antonio Rüdiger | 2 won, 3 lost |
| Andreas Christensen | 3 won, 1 lost |
| Thiago Emiliano da Silva | 2 won |
| Marcos Alonso Mendoza | 1 won, 1 lost |
| Reece James | 1 won |
| Ruben Loftus-Cheek | 1 won |
| N'Golo Kanté | 1 lost |
| Mateo Kovačić | 1 won |
| Jorge Luiz Frello Filho | 1 lost |
| Romelu Lukaku Menama | 3 won, 2 lost |
| Timo Werner | 1 won, 1 lost |
| Kai Havertz | 1 lost |

lost
won

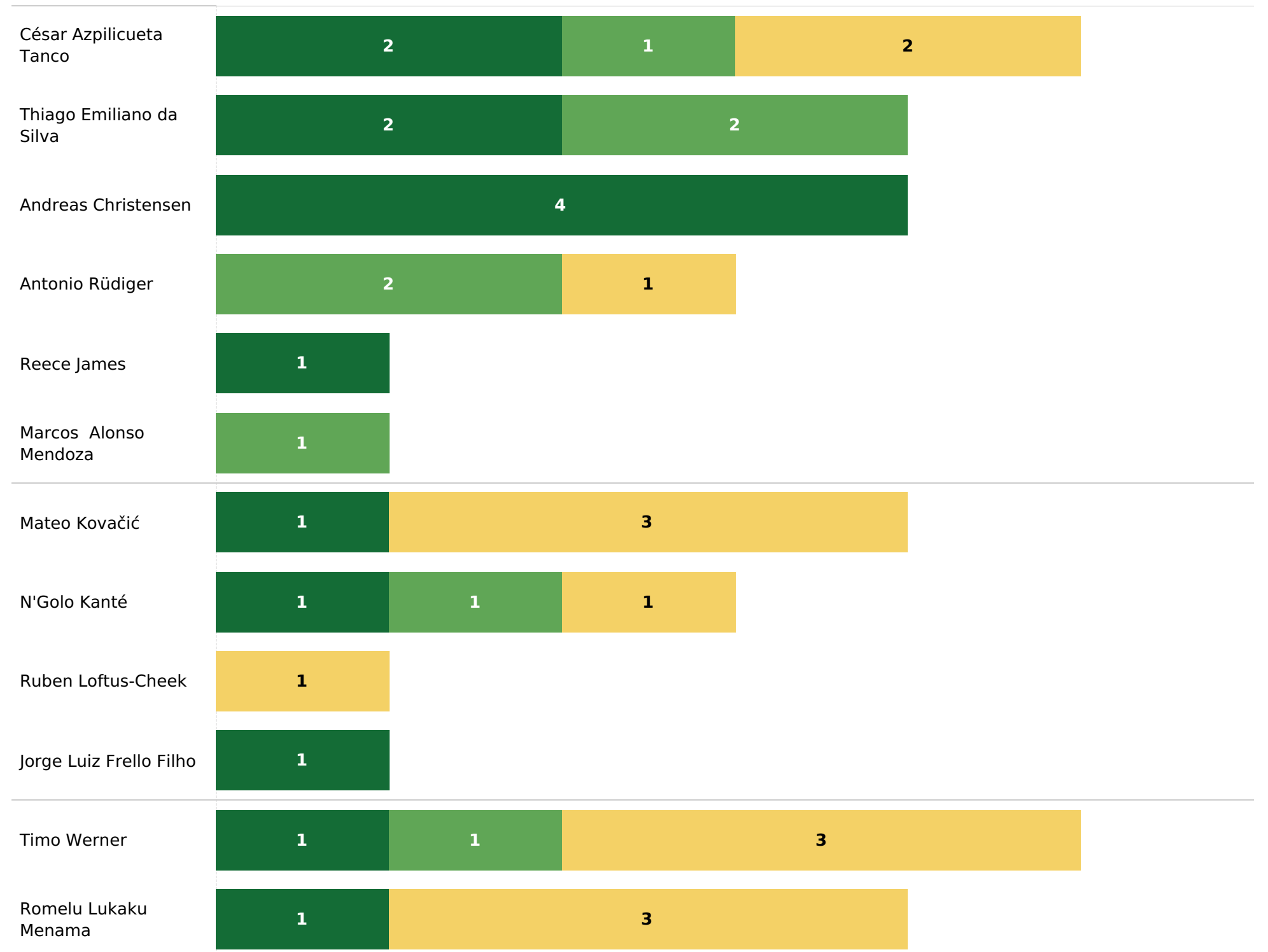
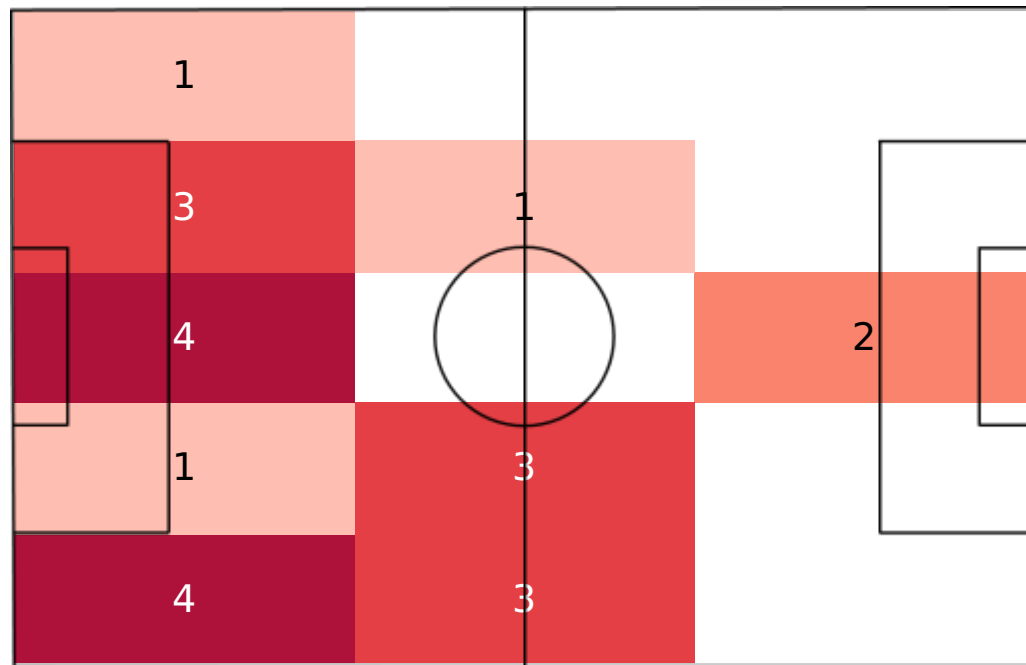


Chelsea

Loose ball duels



Loose ball duels won & neutral

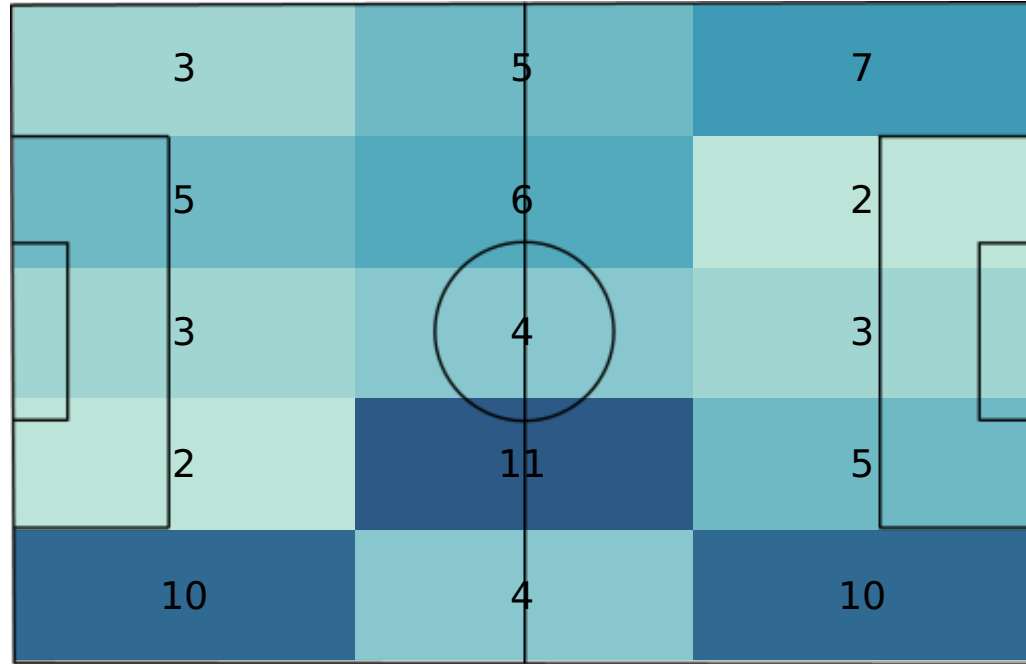


lost
neutral
won

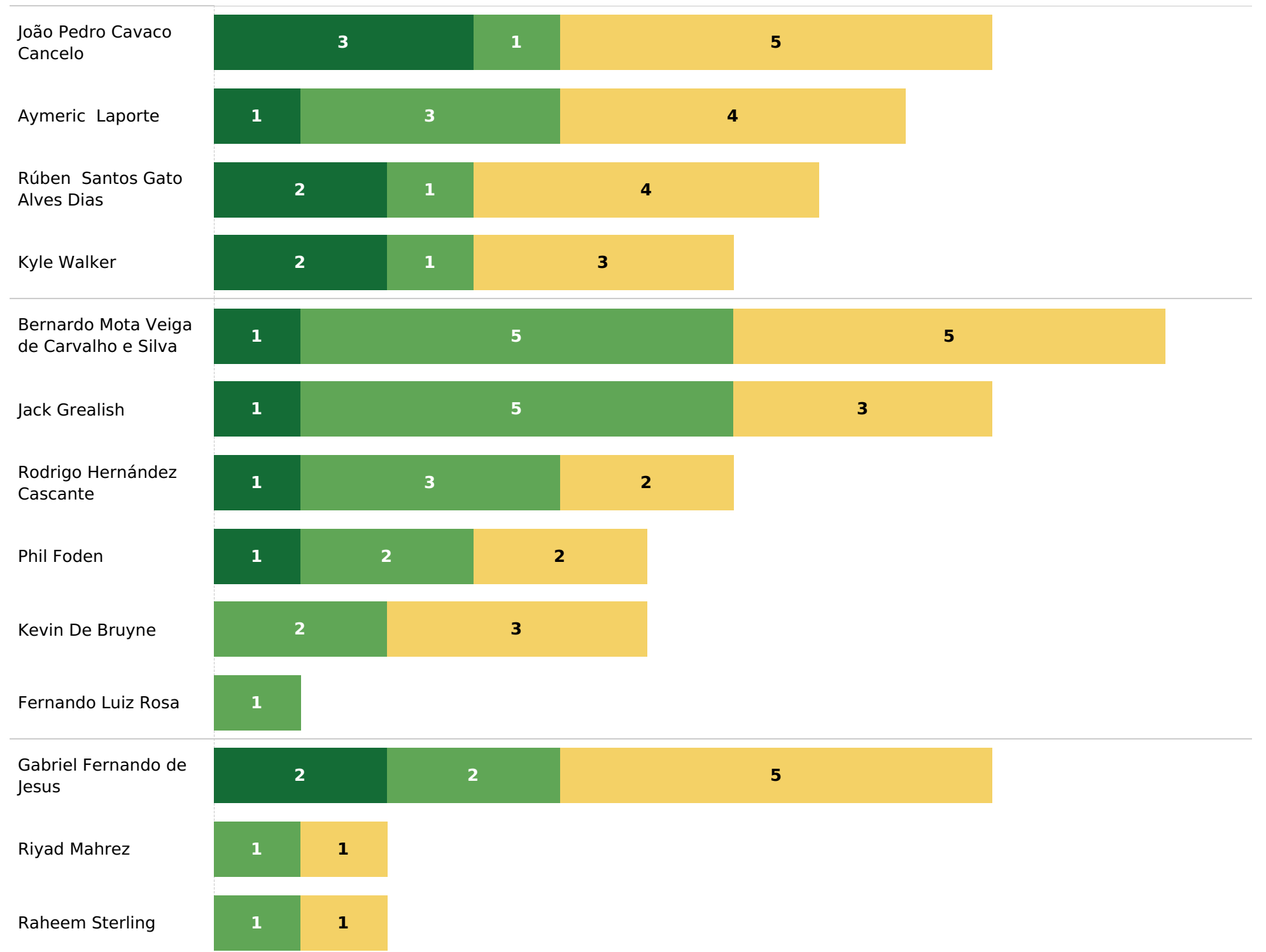
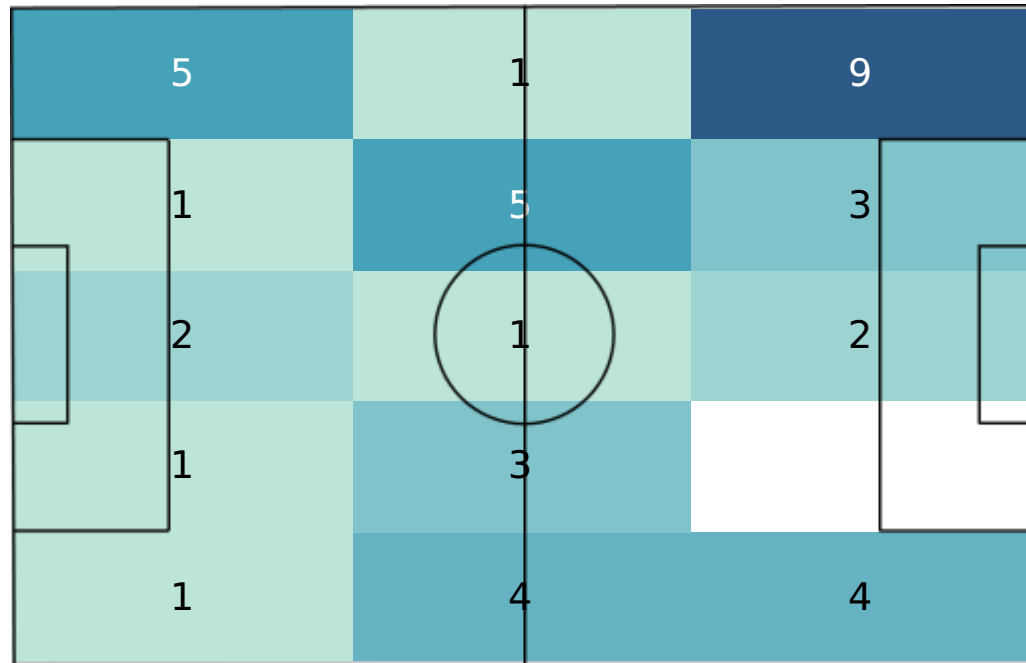


Manchester City

Defensive duels



Defensive duels won & neutral

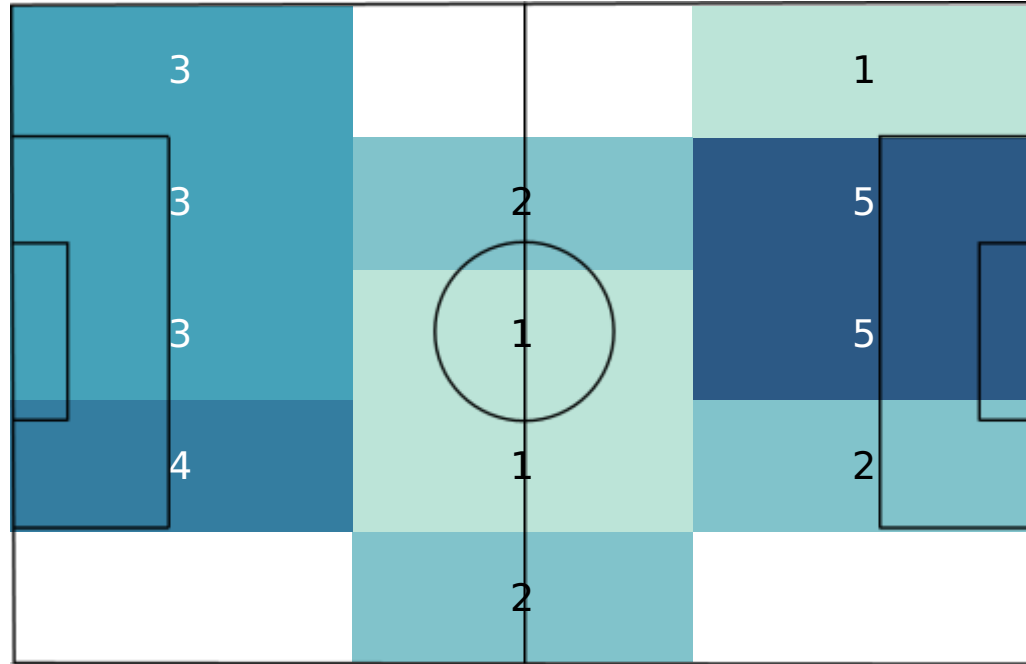


■ lost
■ neutral
■ won

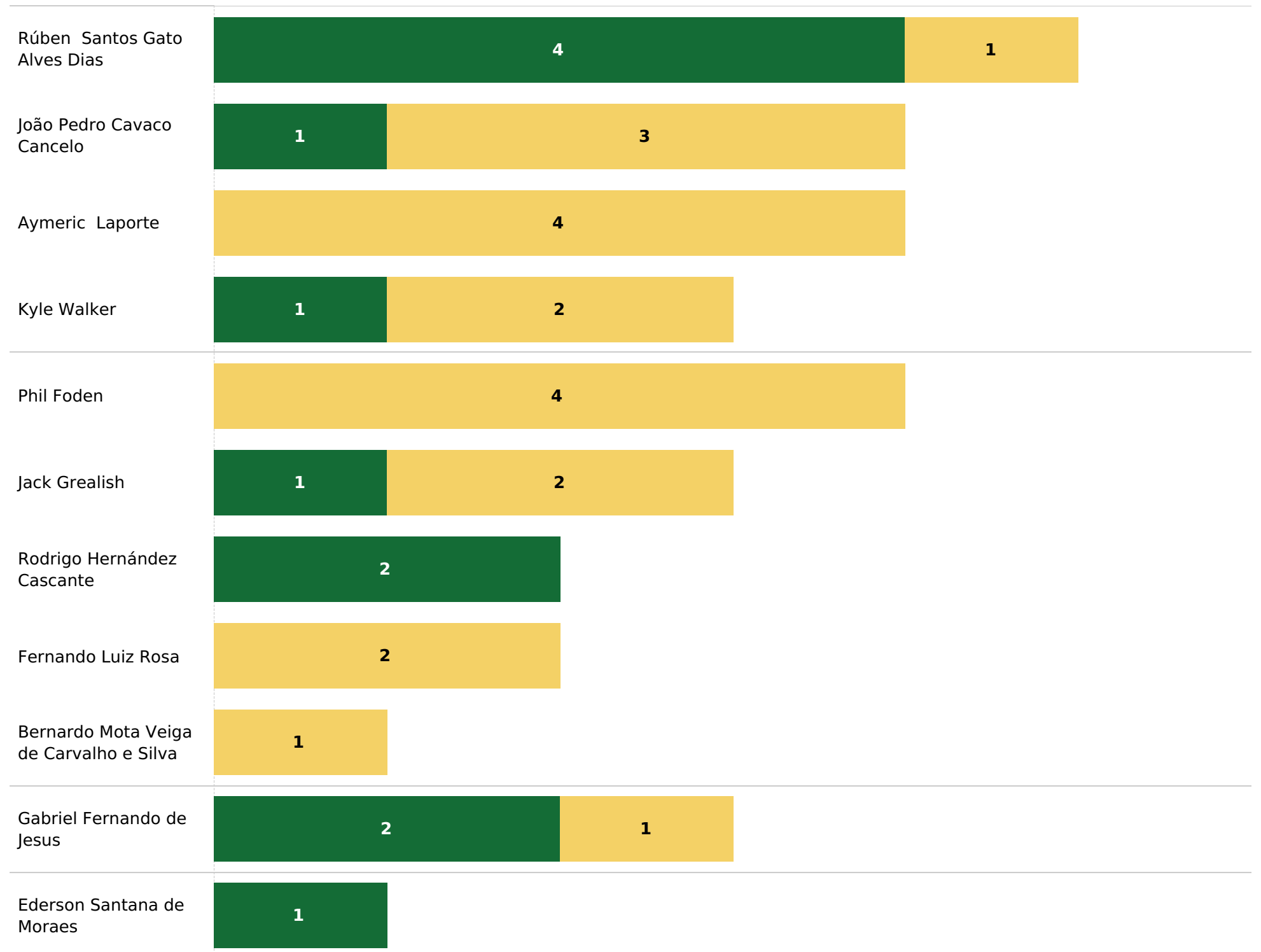
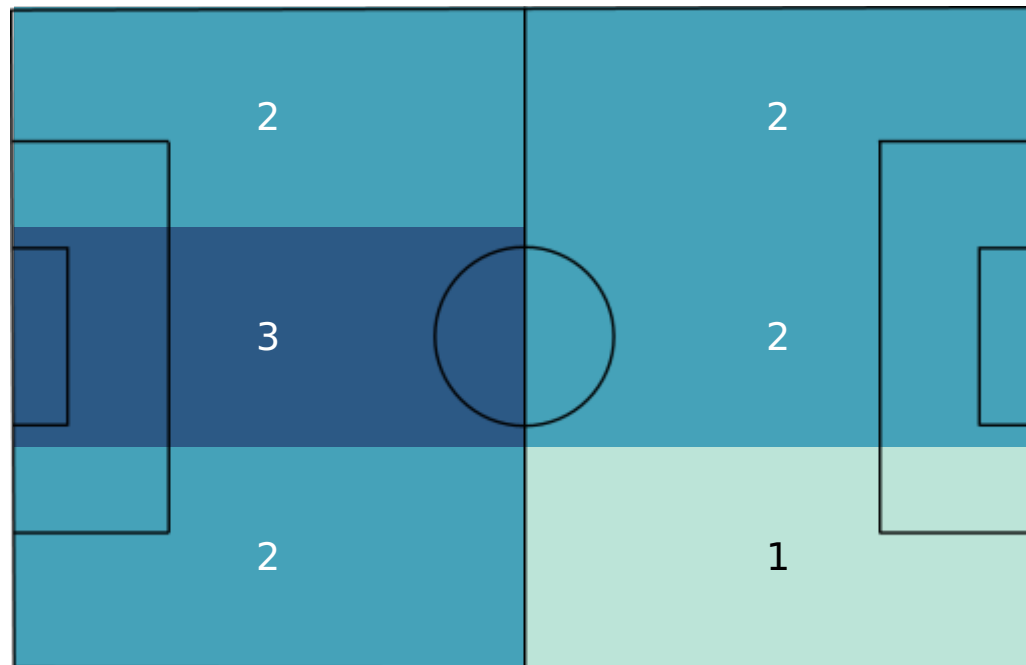


Manchester City

Aerial duels



Aerial duels won & neutral

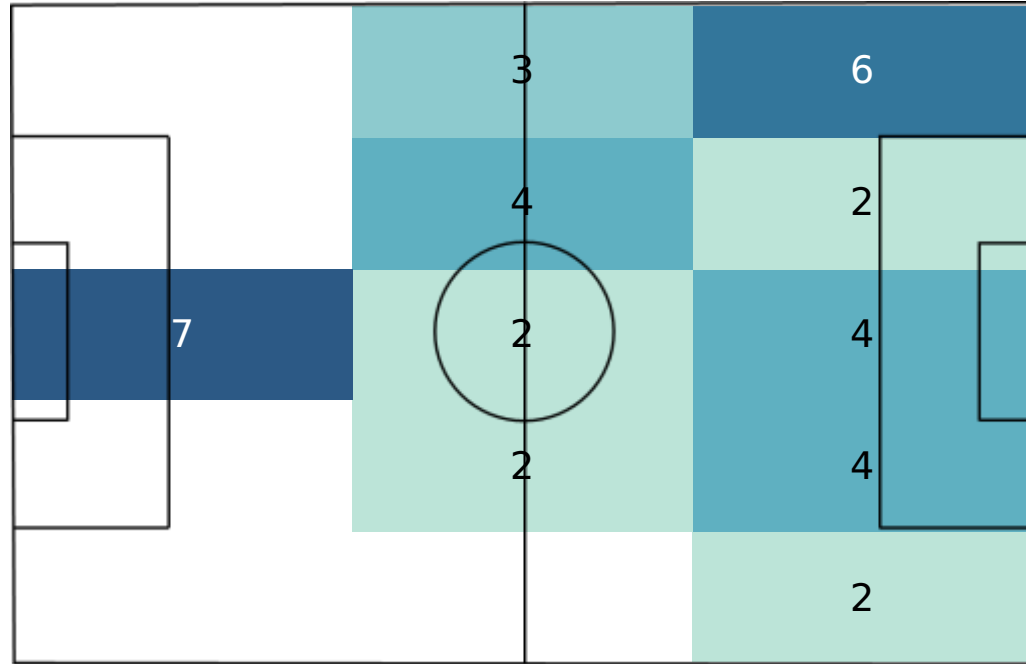


lost
won

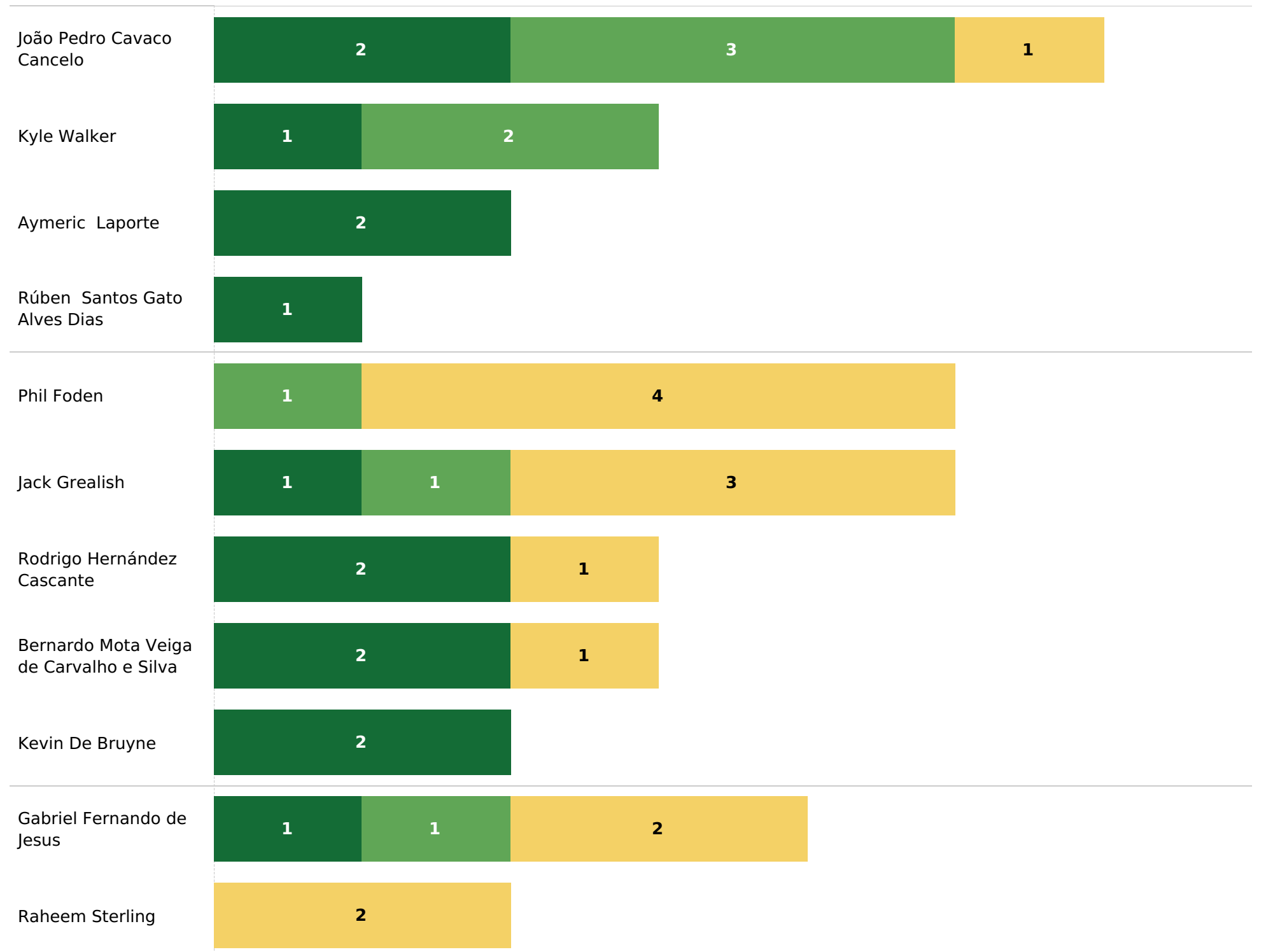
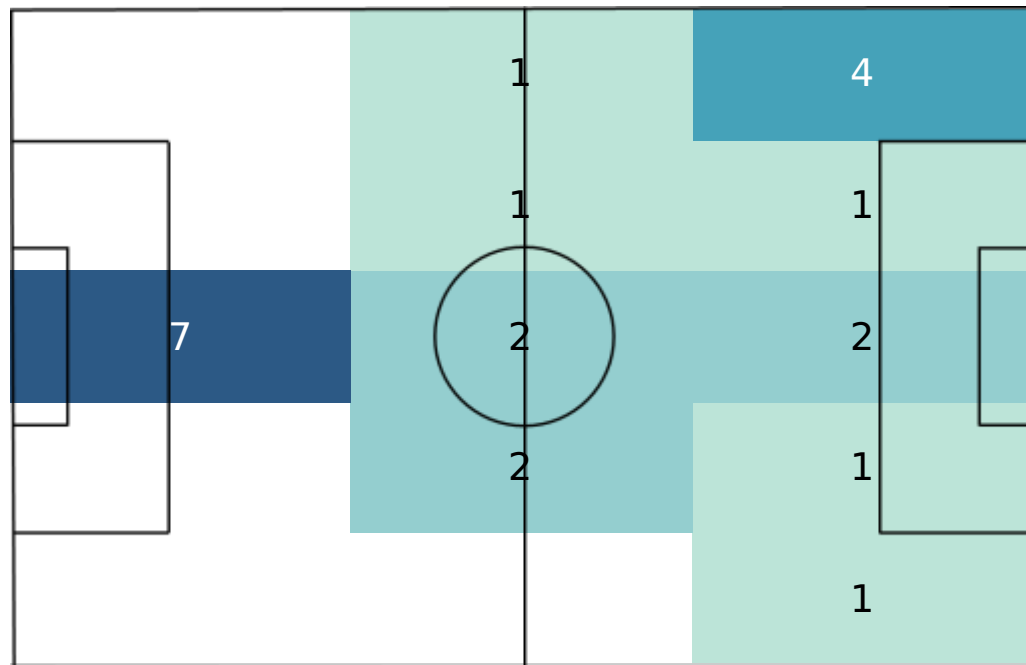


Manchester City

Loose ball duels



Loose ball duels won & neutral



■ lost
■ neutral
■ won