

NETHERLANDS

VS

AUSTRIA





UEFA Euro 2020 - Thu 17 Jun

Group stage - Group C - Matchday 2 of 3



2 - 0



Memphis Depay 11'(P)
Denzel Dumfries 67'



 Netherlands **2 - 0** Austria 



How they lined up

NETHERLANDS: STARTING • Coach: F. De Boer

| | | |
|--------|-----------------------|--------------|
| 1 GKP | M. Stekelenburg ('82) | |
| 6 DEF | S. de Vrij ('92) | |
| 3 DEF | M. de Ligt ('99) | |
| 17 DEF | D. Blind ('90) | ▼ 64' |
| 22 DEF | D. Dumfries ('96) | ⚽ 67' |
| 15 MID | M. de Roon ('91) | ■ 14', ▼ 74' |
| 21 MID | F. de Jong ('97) | |
| 12 DEF | P. van Aanholt ('90) | ▼ 65' |
| 8 MID | G. Wijnaldum ('90) | |
| 19 ATT | W. Weghorst ('92) | ▼ 64' |
| 10 ATT | M. Depay ('94) | Ⓟ 11', ▼ 82' |

NETHERLANDS: BENCH

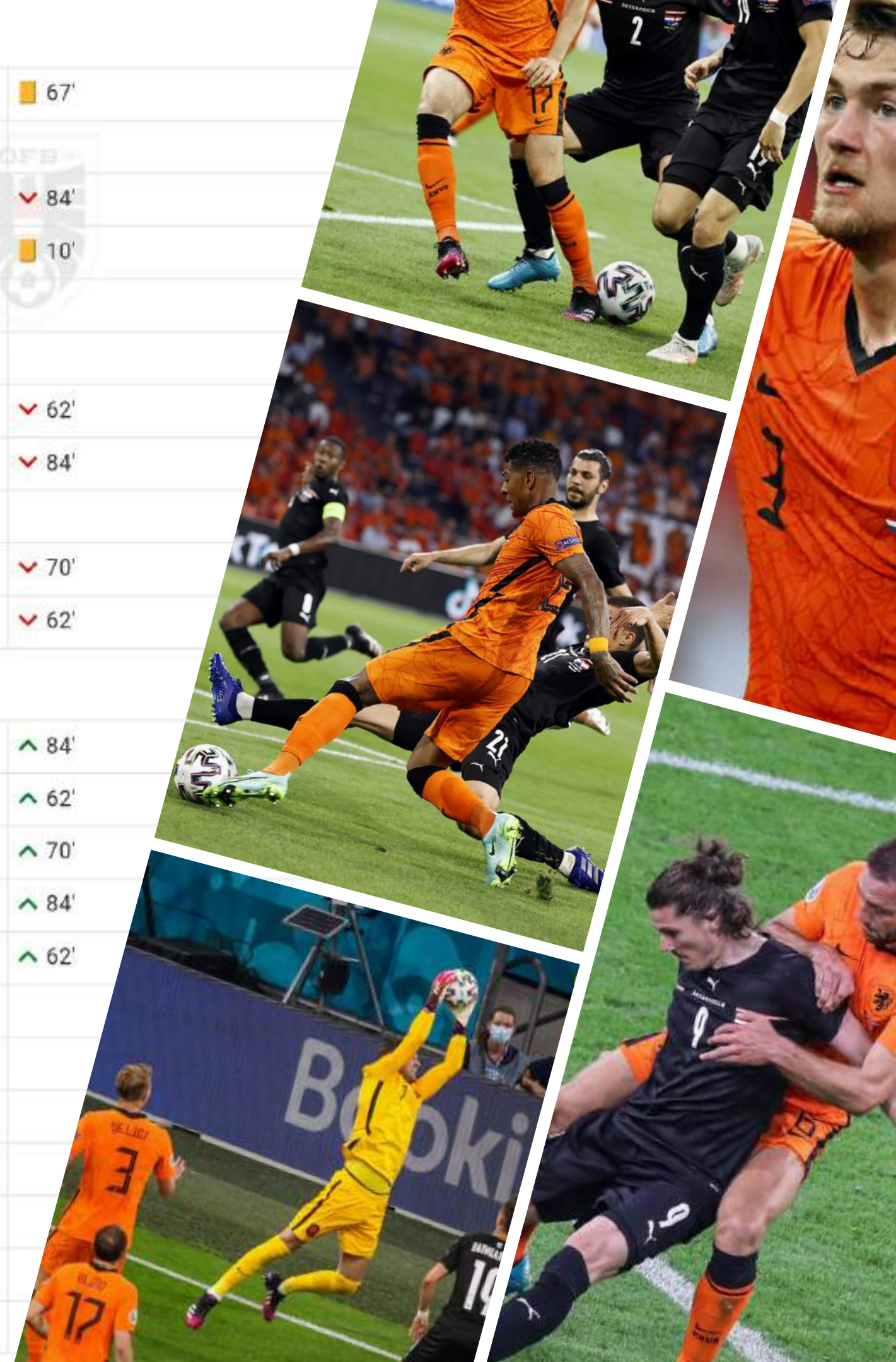
| | | |
|--------|----------------------|-------|
| 4 DEF | N. Aké ('95) | ▲ 64' |
| 5 DEF | O. Wijndal ('99) | ▲ 65' |
| 16 MID | R. Gravenberch ('02) | ▲ 74' |
| 18 ATT | D. Malen ('99) | ▲ 64' |
| 9 ATT | L. de Jong ('90) | ▲ 82' |
| 13 GKP | T. Krul ('88) | |
| 23 GKP | M. Bizot ('91) | |
| 2 DEF | J. Veltman ('92) | |
| 25 DEF | J. Timber ('01) | |
| 14 MID | D. Klaassen ('93) | |
| 11 ATT | Q. Promes ('92) | |
| 7 ATT | S. Berghuis ('91) | |

AUSTRIA: STARTING • Coach: F. Foda

| | | |
|--------|----------------------|-------|
| 13 GKP | D. Bachmann ('94) | ■ 67' |
| 21 DEF | S. Lainer ('92) | |
| 3 DEF | A. Dragović ('91) | ▼ 84' |
| 8 DEF | D. Alaba ('92) | ■ 10' |
| 4 DEF | M. Hinteregger ('92) | |
| 2 DEF | A. Ulmer ('85) | |
| 24 MID | K. Laimer ('97) | ▼ 62' |
| 23 MID | X. Schlager ('97) | ▼ 84' |
| 9 MID | M. Sabitzer ('94) | |
| 19 MID | C. Baumgartner ('99) | ▼ 70' |
| 11 ATT | M. Gregoritsch ('94) | ▼ 62' |

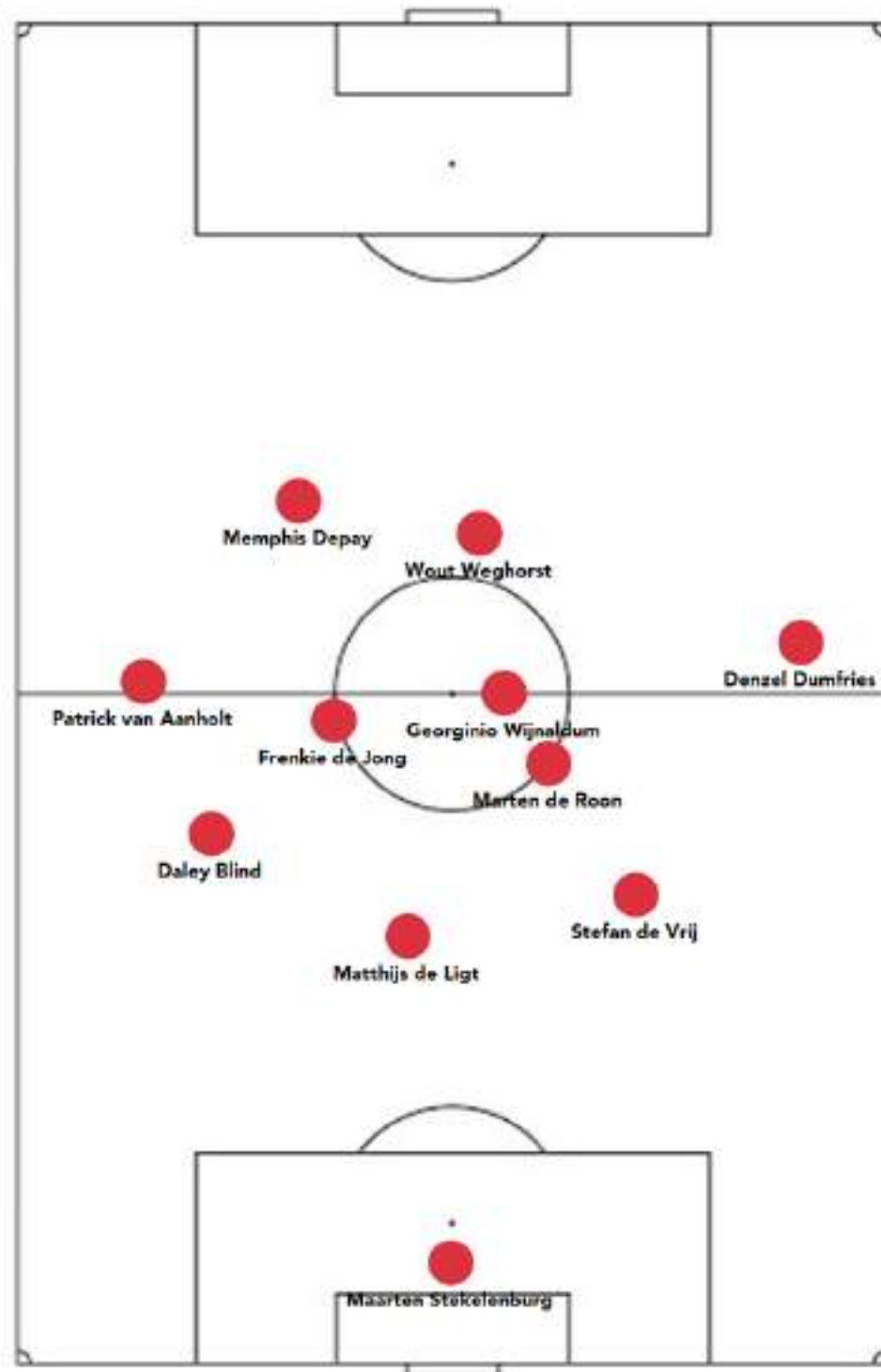
AUSTRIA: BENCH

| | | |
|--------|---------------------|-------|
| 15 DEF | P. Lienhart ('96) | ▲ 84' |
| 10 MID | F. Grillitsch ('95) | ▲ 62' |
| 22 MID | V. Lazaro ('96) | ▲ 70' |
| 20 ATT | K. Onisiwo ('92) | ▲ 84' |
| 25 ATT | S. Kalajdžić ('97) | ▲ 62' |
| 1 GKP | A. Schlager ('96) | |
| 12 GKP | P. Pervan ('87) | |
| 16 DEF | C. Trimmel ('87) | |
| 26 DEF | M. Friedl ('98) | |
| 17 MID | L. Schaub ('94) | |
| 18 MID | A. Schöpf ('94) | |
| 6 MID | S. Ilsanker ('89) | |



Average positions

Netherland's Average position



Austria's Average position



| | Netherlands | Austria |
|--|-------------|---------|
| Ball possession, % | 49% | 51% |
| Goals | 2 | 0 |
| xG (Expected goals) | 3.20 | 0.56 |
| Shots | 14 | 6 |
| Shots on target | 4 | 1 |
| Shots on target, % | 29% | 17% |
| Yellow cards | 1 | 2 |
| Opponent's passes per defensive action | 6 | 7 |

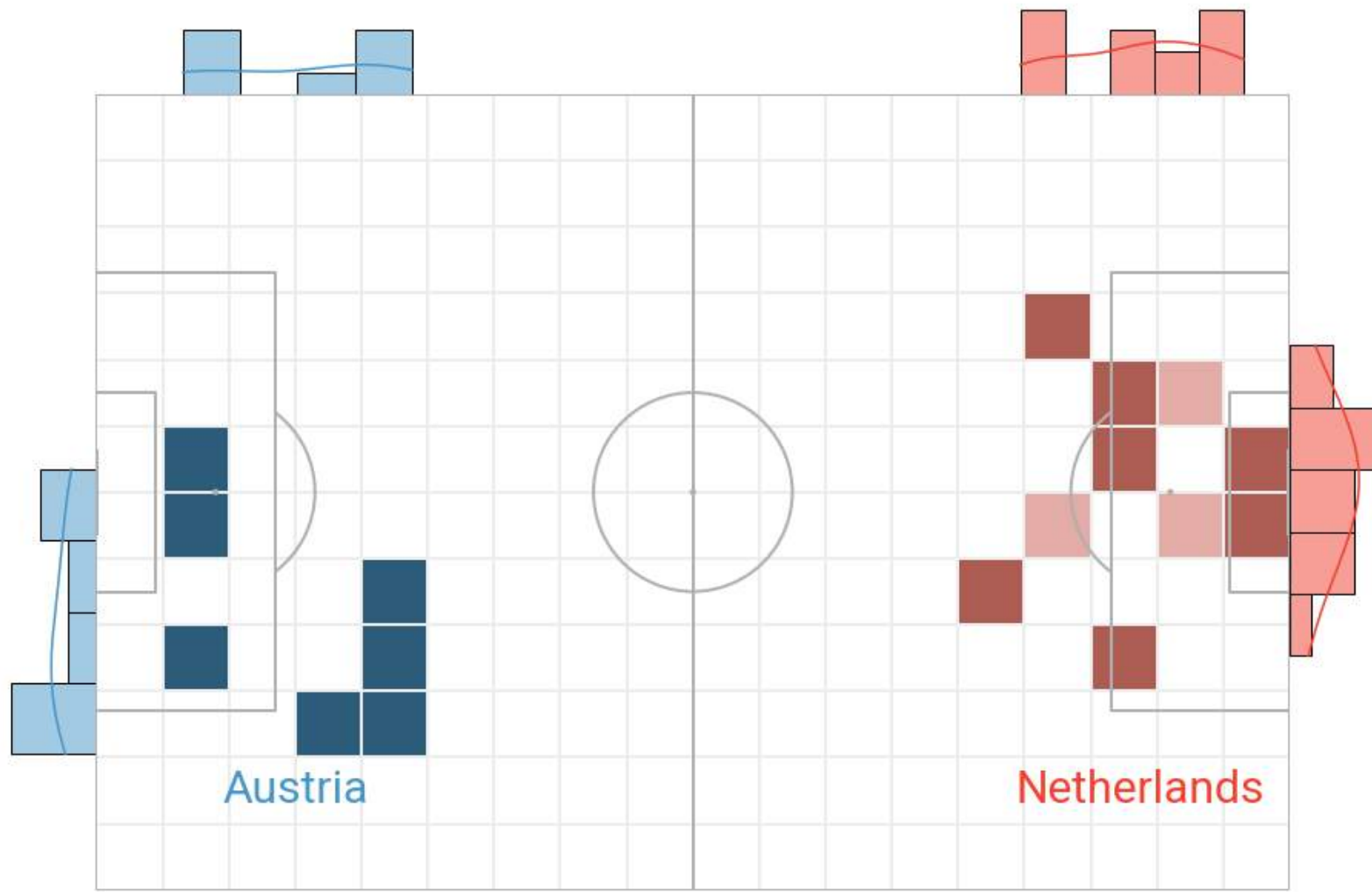
*All players with more than 20 actions

Player heatmaps



*Only players with more than 5 passes

Shots



| | Netherlands | Austria |
|--------------------------|-------------|---------|
| Goals | 2 | 0 |
| xG (Expected goals) | 3.20 | 0.56 |
| xG per goal | 1.61 | 0.00 |
| Shots | 14 | 6 |
| Shots on target | 4 | 1 |
| Shots wide | 6 | 3 |
| Blocked shots | 4 | 2 |
| Shots on target, % | 29% | 17% |
| Dribbles | 27 | 28 |
| Dribbles successful | 18 | 16 |
| Attacking challenges | 89 | 76 |
| Attacking challenges won | 47 | 36 |
| Chances | 6 | 3 |
| Chances successful | 2 | 0 |
| Chances, % of conversion | 33.0% | 0.0% |



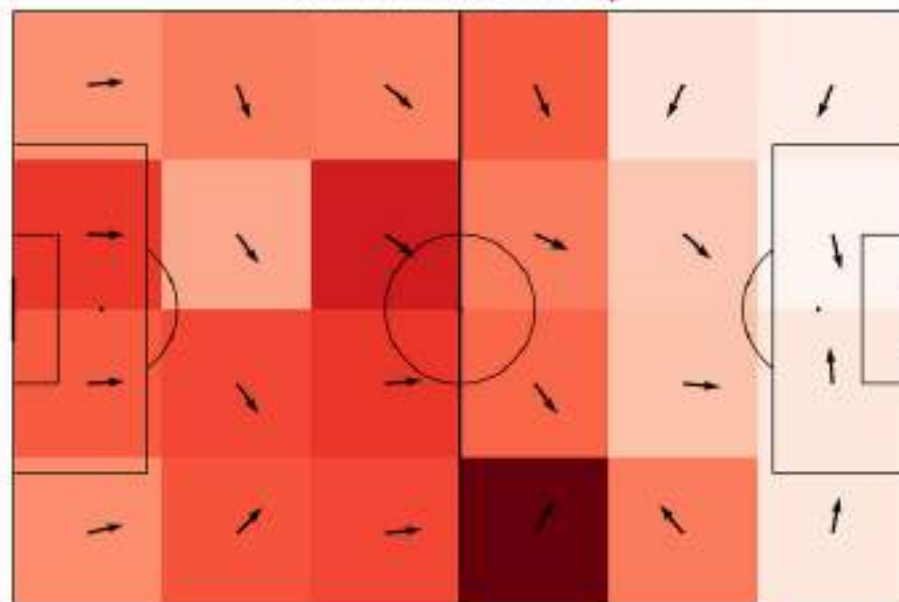
Stats

| | | | Minutes played | Goals | xG (Expected goals) | Shots | Shots on target | Shots on target, % | Assists | Expected assists | Chances Created | xG with a player on |
|------------|---------------------|----|----------------|-------|---------------------|-------|-----------------|--------------------|---------|------------------|-----------------|---------------------|
| Austria | Stefan Lainer | RM | 96 | 0 | 0 | 0 | 0 | 0% | 0 | 0 | 0 | 0.56 |
| | Martin Hinteregger | CD | 96 | 0 | 0.18 | 2 | 0 | 0% | 0 | 0 | 0 | 0.56 |
| | Marcel Sabitzer | CM | 96 | 0 | 0.01 | 1 | 0 | 0% | 0 | 0.05 | 0 | 0.56 |
| | D. Alaba | CD | 96 | 0 | 0.02 | 1 | 0 | 0% | 0 | 0.29 | 1 | 0.56 |
| | Andreas Ulmer | LM | 96 | 0 | 0 | 0 | 0 | 0% | 0 | 0 | 0 | 0.56 |
| | Xaver Schlager | DM | 84 | 0 | 0 | 0 | 0 | 0% | 0 | 0.02 | 0 | 0.4 |
| | Aleksandar Dragovic | CD | 84 | 0 | 0 | 0 | 0 | 0% | 0 | 0 | 0 | 0.4 |
| | C. Baumgartner | CM | 70 | 0 | 0.06 | 1 | 0 | 0% | 0 | 0 | 0 | 0.25 |
| | Michael Gregoritsch | F | 62 | 0 | 0 | 0 | 0 | 0% | 0 | 0 | 0 | 0.09 |
| | Konrad Laimer | DM | 62 | 0 | 0 | 0 | 0 | 0% | 0 | 0 | 0 | 0.09 |
| | Sasa Kalajdzic | F | 33 | 0 | 0.18 | 2 | 0 | 0% | 0 | 0.11 | 1 | 0.47 |
| | Florian Grillitsch | DM | 33 | 0 | 0 | 0 | 0 | 0% | 0 | 0 | 0 | 0.47 |
| | Valentino Lazaro | CM | 25 | 0 | 0 | 0 | 0 | 0% | 0 | 0.18 | 1 | 0.31 |
| | Philipp Lienhart | CD | 11 | 0 | 0 | 0 | 0 | 0% | 0 | 0 | 0 | 0.16 |
| | Karim Onisiwo | DM | 11 | 0 | 0.11 | 1 | 1 | 100% | 0 | 0 | 0 | 0.16 |
| Netherland | Stefan de Vrij | CD | 96 | 0 | 0.52 | 1 | 1 | 100% | 0 | 0 | 0 | 2.47 |
| | Matthijs De Ligt | CD | 96 | 0 | 0.48 | 1 | 1 | 100% | 0 | 0 | 0 | 2.47 |
| | Georginio Wijnaldum | CM | 96 | 0 | 0.38 | 3 | 0 | 0% | 0 | 0.11 | 0 | 2.47 |
| | Frenkie De Jong | DM | 96 | 0 | 0 | 0 | 0 | 0% | 0 | 0.27 | 0 | 2.47 |
| | Denzel Dumfries | RM | 96 | 1 | 0.42 | 1 | 1 | 100% | 0 | 0.04 | 1 | 2.47 |
| | Memphis Depay | F | 83 | 1 | 1.18 | 5 | 1 | 20% | 0 | 1.02 | 2 | 2.43 |
| | Marten Elco de Roon | DM | 74 | 0 | 0.03 | 1 | 0 | 0% | 0 | 0 | 0 | 2.43 |
| | Wout Weghorst | F | 65 | 0 | 0.17 | 1 | 0 | 0% | 0 | 1.32 | 1 | 1.99 |
| | P. van Aanholt | LM | 65 | 0 | 0 | 0 | 0 | 0% | 0 | 0.46 | 2 | 1.99 |
| | Daley Blind | CD | 65 | 0 | 0 | 0 | 0 | 0% | 0 | 0 | 0 | 1.99 |
| | Owen Wijndal | LM | 30 | 0 | 0 | 0 | 0 | 0% | 0 | 0 | 0 | 0.48 |
| | Nathan Ake | CD | 30 | 0 | 0 | 0 | 0 | 0% | 0 | 0 | 0 | 0.48 |
| | Donyell Malen | CM | 30 | 0 | 0.04 | 1 | 0 | 0% | 1 | 0.42 | 0 | 0.48 |
| | R. Gravenberg | DM | 21 | 0 | 0 | 0 | 0 | 0% | 0 | 0 | 0 | 0.04 |
| | Luuk De Jong | F | 12 | 0 | 0 | 0 | 0 | 0% | 0 | 0 | 0 | 0.04 |



Pass flow

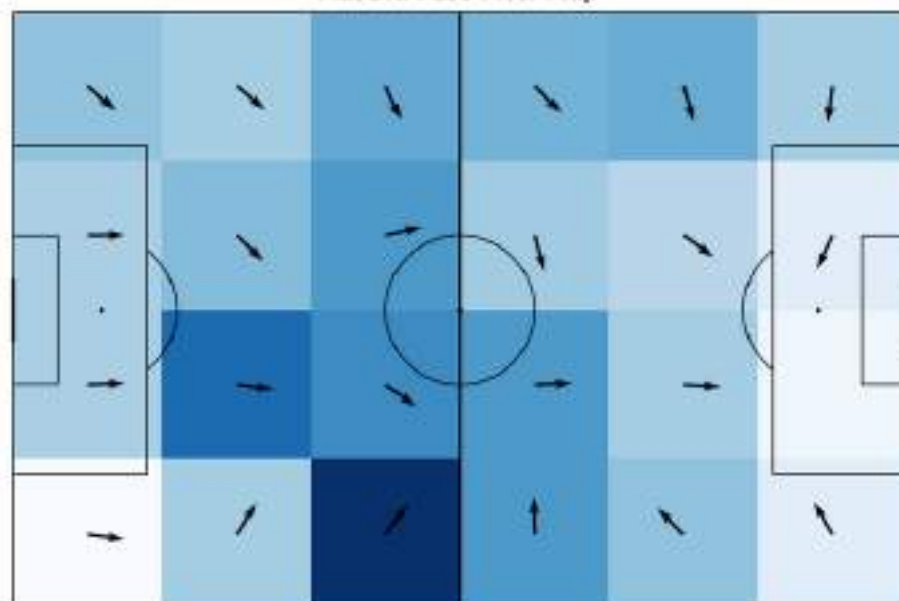
Netherlands Pass Flow Map



Netherlands's passing zones



Austria Pass Flow Map



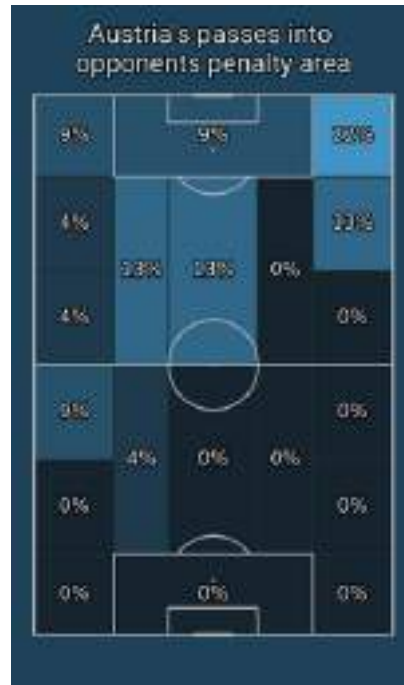
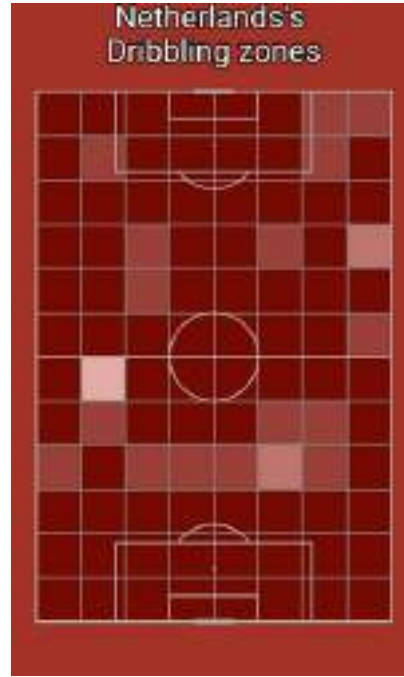
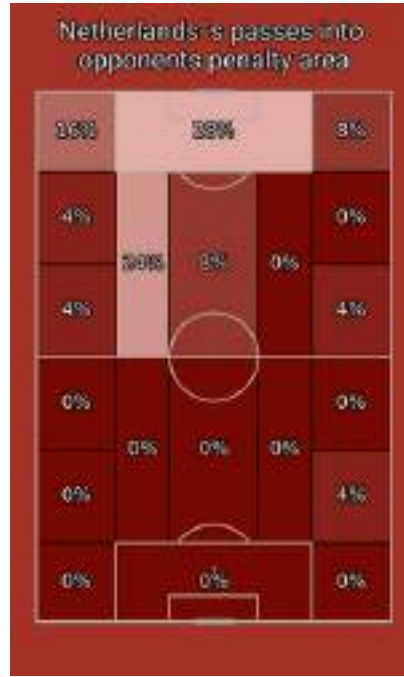
Austria's passing zones



| | Netherlands | Austria |
|--|-------------|---------|
| % Of Efficiency For Counterattacks | 40% | 0% |
| % Of Efficiency For Positional Attacks | 7% | 10% |
| % Of Efficiency For Set-Piece Attacks | 60% | 40% |
| Efficiency for attacks through the central zone, % | 16% | 5% |
| Efficiency for attacks through the left flank, % | 7% | 15% |
| Efficiency for attacks through the right flank, % | 24% | 4% |
| Attacks - center | 19 | 19 |
| Attacks - right side | 21 | 26 |
| Left-side attacks | 29 | 26 |
| Attacks with shots - center | 3 | 1 |
| Attacks with shots - left side | 2 | 4 |
| Attacks with shots - right side | 5 | 1 |
| Attacks with shots - Set pieces attacks | 3 | 2 |
| Positional attacks | 54 | 63 |
| Positional attacks with shots | 4 | 6 |
| Building-ups | 35 | 42 |
| Building-ups without pressing | 14 | 15 |



Progression



| | Netherlands | Austria |
|--|--------------|--------------|
| Passes | 491 | 544 |
| Accurate passes | 414 | 456 |
| Accurate passes, % | 84% | 84% |
| Ball possession, % | 49% | 51% |
| Entrances on opponent's half | 55 | 64 |
| Entrances on final third of opponent's half | 33 | 39 |
| Entrances to the opponent's box | 16 | 9 |
| Crosses | 4 | 15 |
| Crosses accurate | 0 | 3 |
| Accurate crosses, % | 0.0% | 20.0% |
| Corner attacks | 2 | 5 |
| Dribbles | 27 | 28 |
| Dribbles successful | 18 | 16 |
| Successful dribbles, % | 67.0% | 57.0% |
| Key passes accurate | 6 | 1 |

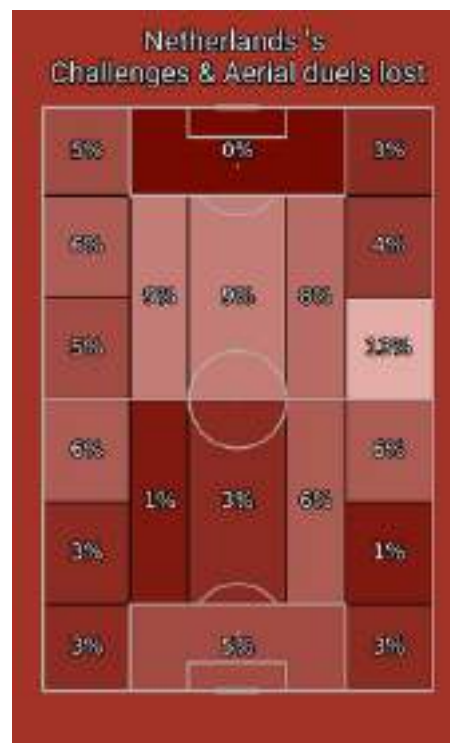
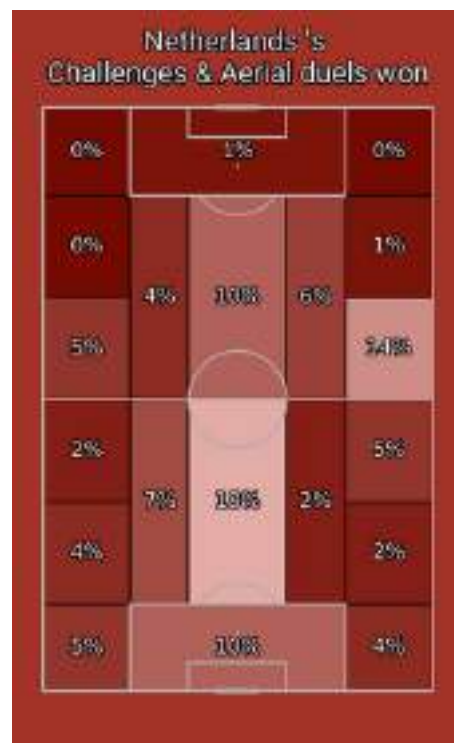


Stats


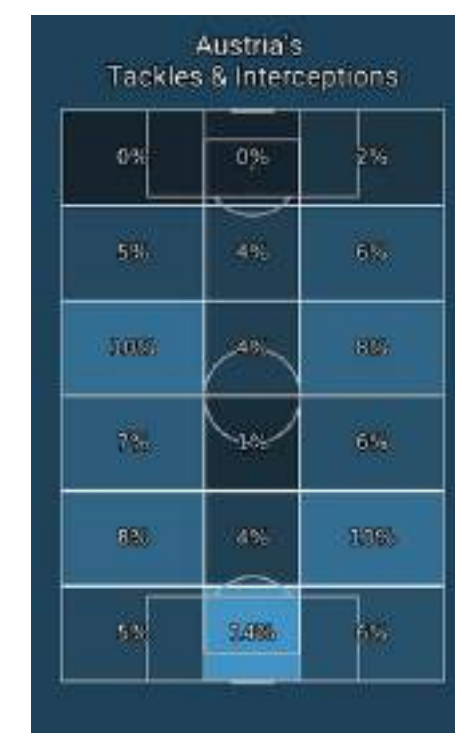
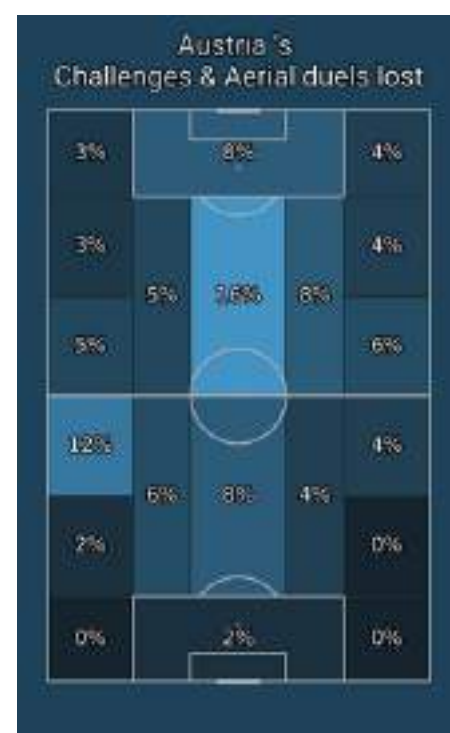
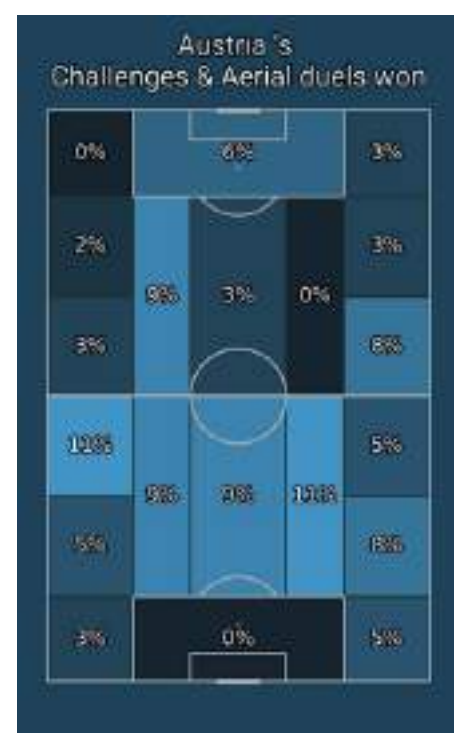
| | | | Minutes played | Passes | Accurate passes | Accurate passes, % | Key passes accurate | Crosses | Crosses accurate | Accurate crosses, % | Dribbles | Dribbles successful |
|-------------|---------------------|----|----------------|--------|-----------------|--------------------|---------------------|---------|------------------|---------------------|----------|---------------------|
| Austria | Stefan Lainer | RM | 96 | 56 | 43 | 76.8% | 0 | 5 | 0 | 0% | 2 | 1 |
| | Martin Hinteregger | CD | 96 | 63 | 58 | 92.1% | 0 | 0 | 0 | 0% | 2 | 1 |
| | Marcel Sabitzer | CM | 96 | 56 | 50 | 89.3% | 0 | 1 | 0 | 0% | 3 | 2 |
| | D. Alaba | CD | 96 | 82 | 70 | 85.4% | 0 | 1 | 1 | 100% | 2 | 1 |
| | Andreas Ulmer | LM | 96 | 47 | 35 | 74.5% | 0 | 4 | 1 | 25% | 7 | 5 |
| | Xaver Schlager | DM | 84 | 38 | 31 | 81.6% | 0 | 0 | 0 | 0% | 2 | 0 |
| | Aleksandar Dragovic | CD | 84 | 53 | 44 | 83.0% | 0 | 1 | 0 | 0% | 0 | 0 |
| | C. Baumgartner | CM | 70 | 26 | 21 | 80.8% | 0 | 0 | 0 | 0% | 2 | 1 |
| | Michael Gregoritsch | F | 62 | 11 | 11 | 100.0% | 0 | 0 | 0 | 0% | 1 | 0 |
| | Konrad Laimer | DM | 62 | 27 | 21 | 77.8% | 0 | 0 | 0 | 0% | 0 | 0 |
| | Sasa Kalajdzic | F | 33 | 14 | 11 | 78.6% | 1 | 1 | 0 | 0% | 2 | 2 |
| | Florian Grillitsch | DM | 33 | 20 | 17 | 85.0% | 0 | 0 | 0 | 0% | 1 | 1 |
| | Valentino Lazaro | CM | 25 | 14 | 13 | 92.9% | 0 | 1 | 1 | 100% | 2 | 1 |
| | Philipp Lienhart | CD | 11 | 6 | 5 | 83.3% | 0 | 1 | 0 | 0% | 1 | 0 |
| | Karim Onisiwo | DM | 11 | 2 | 1 | 50.0% | 0 | 0 | 0 | 0% | 0 | 0 |
| Netherlands | Stefan de Vrij | CD | 96 | 48 | 44 | 91.7% | 0 | 0 | 0 | 0% | 2 | 1 |
| | Matthijs De Ligt | CD | 96 | 40 | 40 | 100.0% | 0 | 0 | 0 | 0% | 0 | 0 |
| | Georginio Wijnaldum | CM | 96 | 28 | 26 | 92.9% | 0 | 0 | 0 | 0% | 9 | 6 |
| | Frenkie De Jong | DM | 96 | 58 | 51 | 87.9% | 0 | 0 | 0 | 0% | 6 | 5 |
| | Denzel Dumfries | RM | 96 | 28 | 21 | 75.0% | 0 | 0 | 0 | 0% | 3 | 1 |
| | Memphis Depay | F | 83 | 41 | 30 | 73.2% | 1 | 2 | 0 | 0% | 1 | 0 |
| | Marten Elco de Roon | DM | 74 | 38 | 27 | 71.1% | 0 | 0 | 0 | 0% | 0 | 0 |
| | Wout Weghorst | F | 65 | 27 | 17 | 63.0% | 2 | 0 | 0 | 0% | 2 | 2 |
| | P. van Aanholt | LM | 65 | 38 | 29 | 76.3% | 2 | 2 | 0 | 0% | 2 | 2 |
| | Daley Blind | CD | 65 | 58 | 55 | 94.8% | 0 | 0 | 0 | 0% | 1 | 1 |
| | Owen Wijndal | LM | 30 | 9 | 7 | 77.8% | 0 | 0 | 0 | 0% | 0 | 0 |
| | Nathan Ake | CD | 30 | 14 | 11 | 78.6% | 0 | 0 | 0 | 0% | 0 | 0 |
| | Donyell Malen | CM | 30 | 10 | 10 | 100.0% | 1 | 0 | 0 | 0% | 1 | 0 |
| | R. Gravenberg | DM | 21 | 7 | 6 | 85.7% | 0 | 0 | 0 | 0% | 0 | 0 |
| | Luuk De Jong | F | 12 | 6 | 5 | 83.3% | 0 | 0 | 0 | 0% | 0 | 0 |



Defensive actions



| | Netherlands | Austria |
|--|-------------|---------|
| Opponent's xG | 0.56 | 3.2 |
| Opponent's xG per shot | 0.07 | 0.23 |
| Air challenges | 42 | 42 |
| Air challenges won | 24 | 18 |
| Air challenges won, % | 57.0% | 43.0% |
| Challenges in defence won, % | 53.0% | 47.0% |
| Ball recoveries in opponent's half | 9 | 7 |
| Defensive challenges | 76 | 89 |
| Defensive challenges won | 40 | 42 |
| Pressing efficiency, % | 30 | 38 |
| High pressing | 11 | 14 |
| High pressing successful | 4 | 5 |
| High pressing, % | 36.0% | 36.0% |
| Low pressing | 16 | 7 |
| Low pressing successful | 4 | 3 |
| Low pressing, % | 25.0% | 43.0% |
| Opponent's passes per defensive action | 6 | 7 |
| Blocked shots | 4 | 2 |

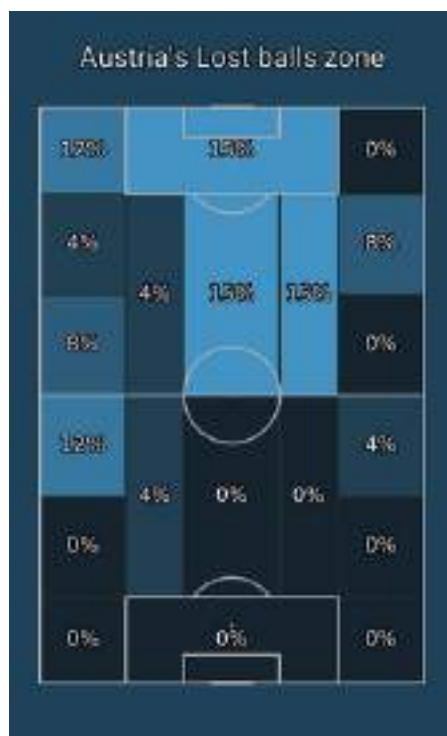
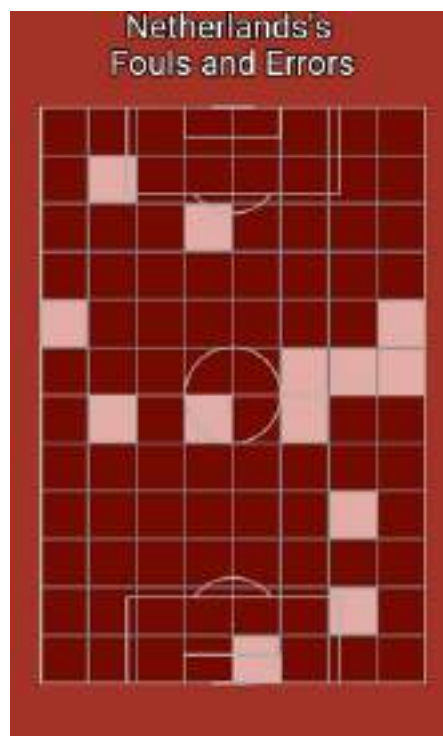
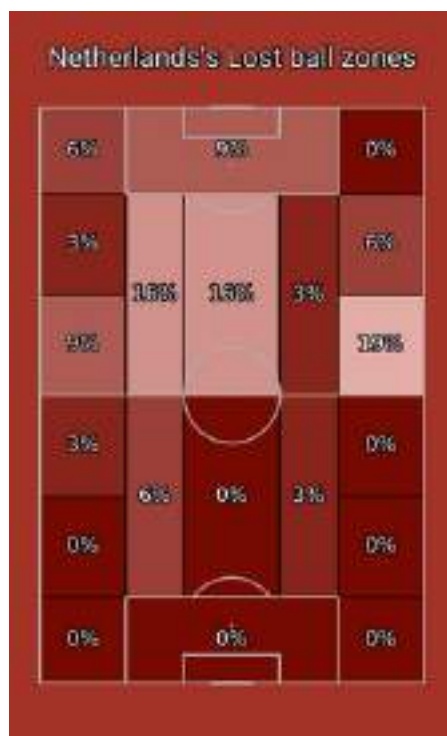


Stats

| | | | Minutes played | Air challenges | Air challenges won, % | Ball recoveries | Ball recoveries in opponent's half | Ball interceptions | Defensive challenges | Challenges in defence won, % | Tackles | Tackles won, % | Blocked shots | Yellow cards |
|---------------|---------------------|----|----------------|----------------|-----------------------|-----------------|------------------------------------|--------------------|----------------------|------------------------------|---------|----------------|---------------|--------------|
| Austria | Stefan Lainer | RM | 96 | 3 | 0.0% | 5 | 0 | 9 | 7 | 42.9% | 2 | 50.0% | 0 | 0 |
| | Martin Hinteregger | CD | 96 | 6 | 50.0% | 9 | 0 | 6 | 13 | 61.5% | 6 | 83.3% | 0 | 0 |
| | Marcel Sabitzer | CM | 96 | 2 | 50.0% | 0 | 0 | 2 | 2 | 0.0% | 1 | 0.0% | 1 | 0 |
| | D. Alaba | CD | 96 | 6 | 50.0% | 7 | 0 | 11 | 12 | 33.3% | 1 | 0.0% | 0 | 1 |
| | Andreas Ulmer | LM | 96 | 6 | 66.7% | 3 | 2 | 2 | 13 | 61.5% | 5 | 60.0% | 0 | 0 |
| | Xaver Schlager | DM | 84 | 3 | 66.7% | 8 | 3 | 4 | 14 | 57.1% | 6 | 66.7% | 0 | 0 |
| | Aleksandar Dragovic | CD | 84 | 2 | 50.0% | 7 | 1 | 12 | 8 | 62.5% | 1 | 100.0% | 0 | 0 |
| | C. Baumgartner | CM | 70 | 2 | 0.0% | 0 | 0 | 0 | 1 | 0.0% | 0 | 0.0% | 1 | 0 |
| | Michael Gregoritsch | F | 62 | 2 | 0.0% | 1 | 0 | 1 | 4 | 25.0% | 2 | 50.0% | 0 | 0 |
| | Konrad Laimer | DM | 62 | 0 | 0.0% | 1 | 0 | 0 | 10 | 20.0% | 8 | 12.5% | 0 | 0 |
| | Sasa Kalajdzic | F | 33 | 5 | 60.0% | 1 | 1 | 0 | 1 | 100.0% | 0 | 0.0% | 1 | 0 |
| | Florian Grillitsch | DM | 33 | 1 | 100.0% | 2 | 0 | 3 | 2 | 50.0% | 1 | 0.0% | 0 | 0 |
| | Valentino Lazaro | CM | 25 | 3 | 0.0% | 1 | 0 | 1 | 0 | 0.0% | 0 | 0.0% | 0 | 0 |
| | Philipp Lienhart | CD | 11 | 1 | 0.0% | 0 | 0 | 0 | 1 | 0.0% | 1 | 0.0% | 0 | 0 |
| Karim Onisiwo | DM | 11 | 0 | 0.0% | 0 | 0 | 0 | 1 | 100.0% | 1 | 100.0% | 0 | 0 | |
| Netherlands | Stefan de Vrij | CD | 96 | 5 | 80.0% | 9 | 1 | 8 | 13 | 53.8% | 6 | 50.0% | 0 | 0 |
| | Matthijs De Ligt | CD | 96 | 2 | 100.0% | 3 | 0 | 5 | 5 | 60.0% | 1 | 100.0% | 0 | 0 |
| | Georginio Wijnaldum | CM | 96 | 3 | 33.3% | 2 | 1 | 0 | 5 | 40.0% | 2 | 100.0% | 3 | 0 |
| | Frenkie De Jong | DM | 96 | 2 | 50.0% | 5 | 2 | 8 | 8 | 50.0% | 4 | 75.0% | 0 | 0 |
| | Denzel Dumfries | RM | 96 | 9 | 44.4% | 4 | 1 | 2 | 6 | 83.3% | 5 | 80.0% | 0 | 0 |
| | Memphis Depay | F | 83 | 2 | 50.0% | 1 | 1 | 1 | 2 | 0.0% | 1 | 0.0% | 1 | 0 |
| | Marten Elco de Roon | DM | 74 | 3 | 66.7% | 6 | 2 | 5 | 10 | 60.0% | 4 | 50.0% | 0 | 1 |
| | Wout Weghorst | F | 65 | 6 | 50.0% | 0 | 0 | 0 | 3 | 33.3% | 2 | 0.0% | 0 | 0 |
| | P. van Aanholt | LM | 65 | 0 | 0.0% | 2 | 0 | 2 | 6 | 66.7% | 2 | 50.0% | 0 | 0 |
| | Daley Blind | CD | 65 | 1 | 0.0% | 10 | 1 | 8 | 5 | 60.0% | 2 | 50.0% | 0 | 0 |
| | Owen Wijndal | LM | 30 | 1 | 100.0% | 1 | 0 | 4 | 1 | 0.0% | 0 | 0.0% | 0 | 0 |
| | Nathan Ake | CD | 30 | 2 | 100.0% | 1 | 0 | 2 | 4 | 50.0% | 1 | 0.0% | 0 | 0 |
| | Donyell Malen | CM | 30 | 2 | 0.0% | 0 | 0 | 0 | 2 | 0.0% | 0 | 0.0% | 0 | 0 |
| | R. Gravenberg | DM | 21 | 1 | 100.0% | 0 | 0 | 1 | 2 | 50.0% | 1 | 0.0% | 0 | 0 |
| | Luuk De Jong | F | 12 | 3 | 66.7% | 1 | 0 | 0 | 4 | 50.0% | 3 | 33.3% | 0 | 0 |



Fouls & Errors




| | | | Minutes played | Fouls | Lost balls | Lost balls in own half | Offsides |
|---------------|---------------------|----|----------------|-------|------------|------------------------|----------|
| Austria | Stefan Lainer | RM | 96 | 0 | 8 | 2 | 0 |
| | Martin Hinteregger | CD | 96 | 2 | 3 | 0 | 0 |
| | Marcel Sabitzer | CM | 96 | 1 | 6 | 2 | 0 |
| | D. Alaba | CD | 96 | 2 | 6 | 0 | 0 |
| | Andreas Ulmer | LM | 96 | 0 | 7 | 1 | 0 |
| | Xaver Schlager | DM | 84 | 0 | 5 | 2 | 0 |
| | Aleksandar Dragovic | CD | 84 | 3 | 3 | 0 | 0 |
| | C. Baumgartner | CM | 70 | 2 | 6 | 0 | 0 |
| | Michael Gregoritsch | F | 62 | 0 | 2 | 1 | 0 |
| | Konrad Laimer | DM | 62 | 0 | 6 | 1 | 0 |
| | Sasa Kalajdzic | F | 33 | 0 | 4 | 0 | 0 |
| | Florian Grillitsch | DM | 33 | 0 | 3 | 0 | 0 |
| | Valentino Lazaro | CM | 25 | 0 | 2 | 2 | 0 |
| | Philipp Lienhart | CD | 11 | 0 | 1 | 0 | 0 |
| Netherlands | Karim Onisiwo | DM | 11 | 0 | 0 | 0 | 0 |
| | Stefan de Vrij | CD | 96 | 2 | 4 | 1 | 0 |
| | Matthijs De Ligt | CD | 96 | 0 | 0 | 0 | 0 |
| | Georginio Wijnaldum | CM | 96 | 1 | 6 | 0 | 0 |
| | Frenkie De Jong | DM | 96 | 1 | 7 | 2 | 0 |
| | Denzel Dumfries | RM | 96 | 3 | 8 | 2 | 0 |
| | Memphis Depay | F | 83 | 1 | 10 | 1 | 1 |
| | Marten Elco de Roon | DM | 74 | 2 | 6 | 1 | 0 |
| | Wout Weghorst | F | 65 | 1 | 6 | 0 | 0 |
| | P. van Aanholt | LM | 65 | 2 | 7 | 1 | 0 |
| | Daley Blind | CD | 65 | 0 | 2 | 1 | 0 |
| Owen Wijndal | LM | 30 | 0 | 0 | 0 | 0 | |
| Nathan Ake | CD | 30 | 0 | 2 | 0 | 0 | |
| Donyell Malen | CM | 30 | 0 | 1 | 0 | 0 | |
| R. Gravenberg | DM | 21 | 0 | 1 | 0 | 0 | |
| Luuk De Jong | F | 12 | 0 | 0 | 0 | 0 | |

| | Netherlands | Austria |
|------------------------|-------------|---------|
| Fouls | 13 | 9 |
| Lost balls | 62 | 66 |
| Lost balls in own half | 9 | 12 |
| Offsides | 1 | 0 |
| Yellow cards | 1 | 2 |

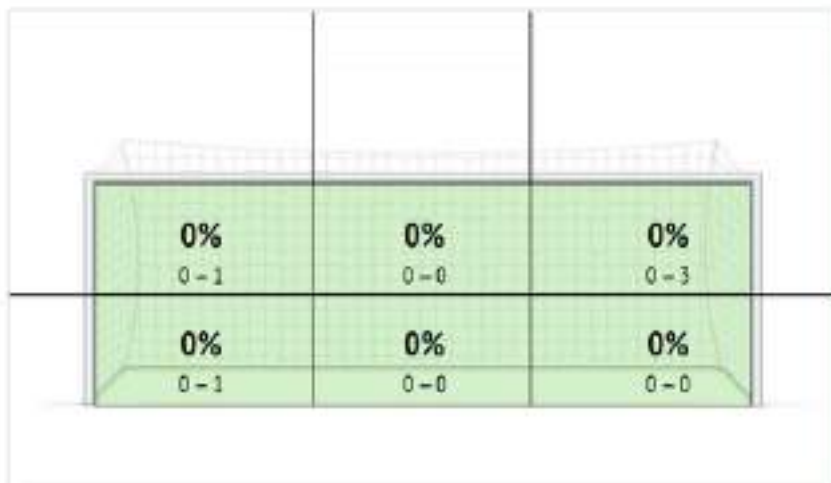


Goalkeepers

Shots against Netherlands




ZONES



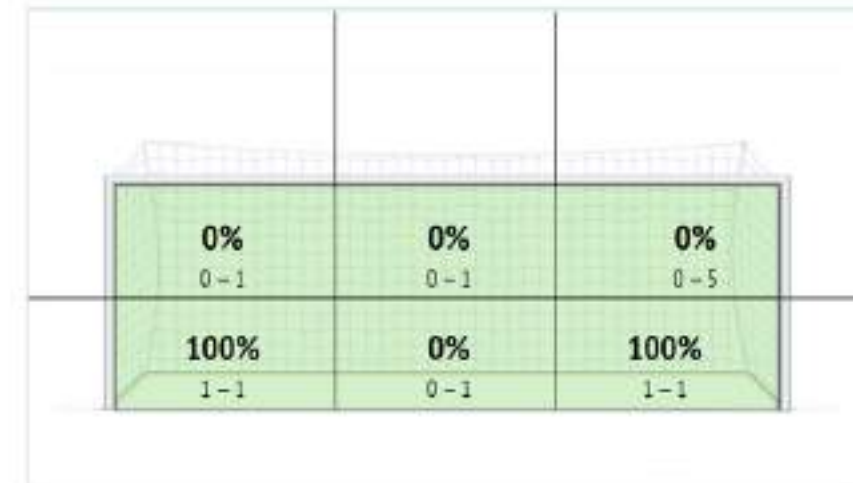
Maarten Stekelenburg Daniel Bachmann

| | | |
|-----------------------------|--------|-------|
| Goals conceded | 0 | 2 |
| Opponent's shots | 8 | 14 |
| Opponents' shots on target | 1 | 4 |
| Shots saved, % | 100.0% | 50.0% |
| Stopped shots, % | 100.0% | 0.0% |
| Close range shots | 4 | 8 |
| Close range shots on target | 1 | 3 |
| %Of Close range shots saved | 100.0% | 66.7% |
| Mid range shots | 2 | 4 |
| Mid range shots on target | 0 | 1 |
| Mid range shots saved, % | 0.0% | 0.0% |
| Long range shots | 2 | 2 |
| Long range shots on target | 0 | 0 |
| % Of Long Range Shots Saved | 0% | 0% |

Shots against Austria



ZONES



Subscribe & follow

totalfootballanalysis.com

[@totalanalysis](https://twitter.com/totalanalysis)

