

PORTUGAL

VS

GERMANY



UEFA Euro 2020 - Sat 19 Jun

Group stage - Group F - Matchday 2 of 3



2 - 4



Cristiano Ronaldo 15'
Diogo Jota 67'



Ruben Dias 35'(OG)
Raphaël Guerreiro 39'(OG)
Kai Havertz 51'
Robin Gosens 60'



Portugal 2 - 4 Germany

How they lined up



PORTUGAL: STARTING • Coach: Fernando Santos

| | | | |
|----|-----|-------------------------|--------------|
| 1 | GKP | Rui Patrício ('88) | |
| 2 | DEF | Nélson Semedo ('93) | |
| 3 | DEF | Pepe ('83) | |
| 4 | DEF | Rúben Dias ('97) | 🛡️ 35' |
| 5 | DEF | Raphaél Guerreiro ('93) | 🛡️ 39' |
| 13 | MID | Danilo Pereira ('91) | |
| 10 | MID | Bernardo Silva ('94) | ⚡ 46' |
| 11 | MID | Bruno Fernandes ('94) | ⚡ 64' |
| 14 | MID | William Carvalho ('92) | ⚡ 58' |
| 21 | ATT | Diogo Jota ('96) | ⚽ 67', ⚡ 83' |
| 7 | ATT | Cristiano Ronaldo ('85) | ⚽ 15' |

PORTUGAL: BENCH

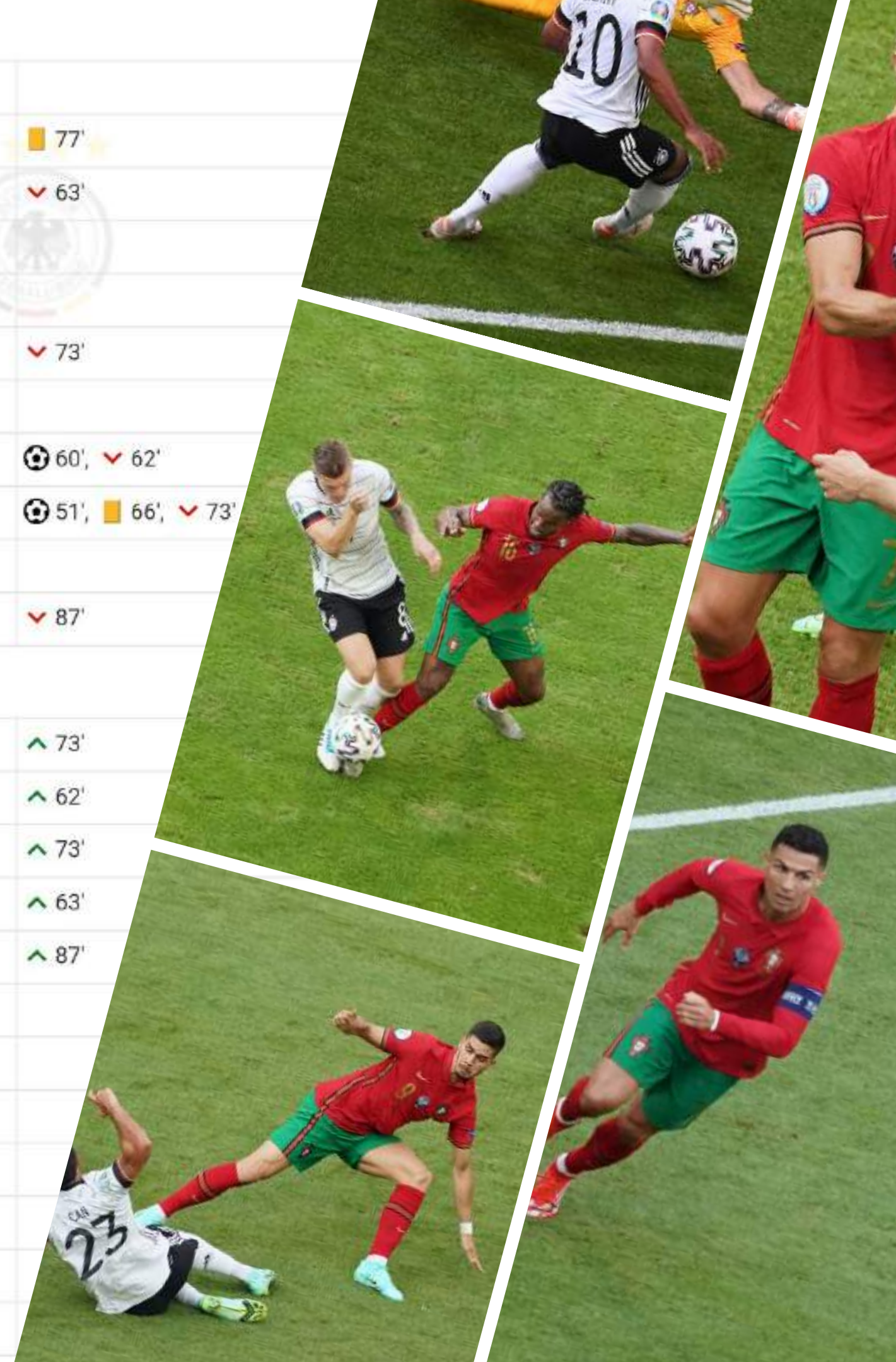
| | | | |
|----|-----|-----------------------|--------|
| 15 | MID | Rafa Silva ('93) | ⬆️ 58' |
| 16 | MID | Renato Sanches ('97) | ⬆️ 46' |
| 8 | MID | João Moutinho ('86) | ⬆️ 64' |
| 9 | ATT | André Silva ('95) | ⬆️ 83' |
| 12 | GKP | A. Lopes ('90) | |
| 22 | GKP | Rui Silva ('94) | |
| 20 | DEF | Diogo Dalot ('99) | |
| 6 | DEF | José Fonte ('83) | |
| 17 | MID | Gonçalo Guedes ('96) | |
| 18 | MID | Rúben Neves ('97) | |
| 19 | MID | Pedro Gonçalves ('98) | |
| 26 | MID | João Palhinha ('95) | |

GERMANY: STARTING • Coach: J. Löw

| | | | |
|----|-----|-------------------|---------------------|
| 1 | GKP | M. Neuer ('86) | |
| 4 | DEF | M. Ginter ('94) | 🟡 77' |
| 5 | DEF | M. Hummels ('88) | ⚡ 63' |
| 2 | DEF | A. Rüdiger ('93) | |
| 6 | MID | J. Kimmich ('95) | |
| 21 | MID | İ. Gündoğan ('90) | ⚡ 73' |
| 8 | MID | T. Kroos ('90) | |
| 20 | DEF | R. Gosens ('94) | ⚽ 60', ⚡ 62' |
| 7 | MID | K. Havertz ('99) | ⚽ 51', 🟡 66', ⚡ 73' |
| 25 | ATT | T. Müller ('89) | |
| 10 | ATT | S. Gnabry ('95) | ⚡ 87' |

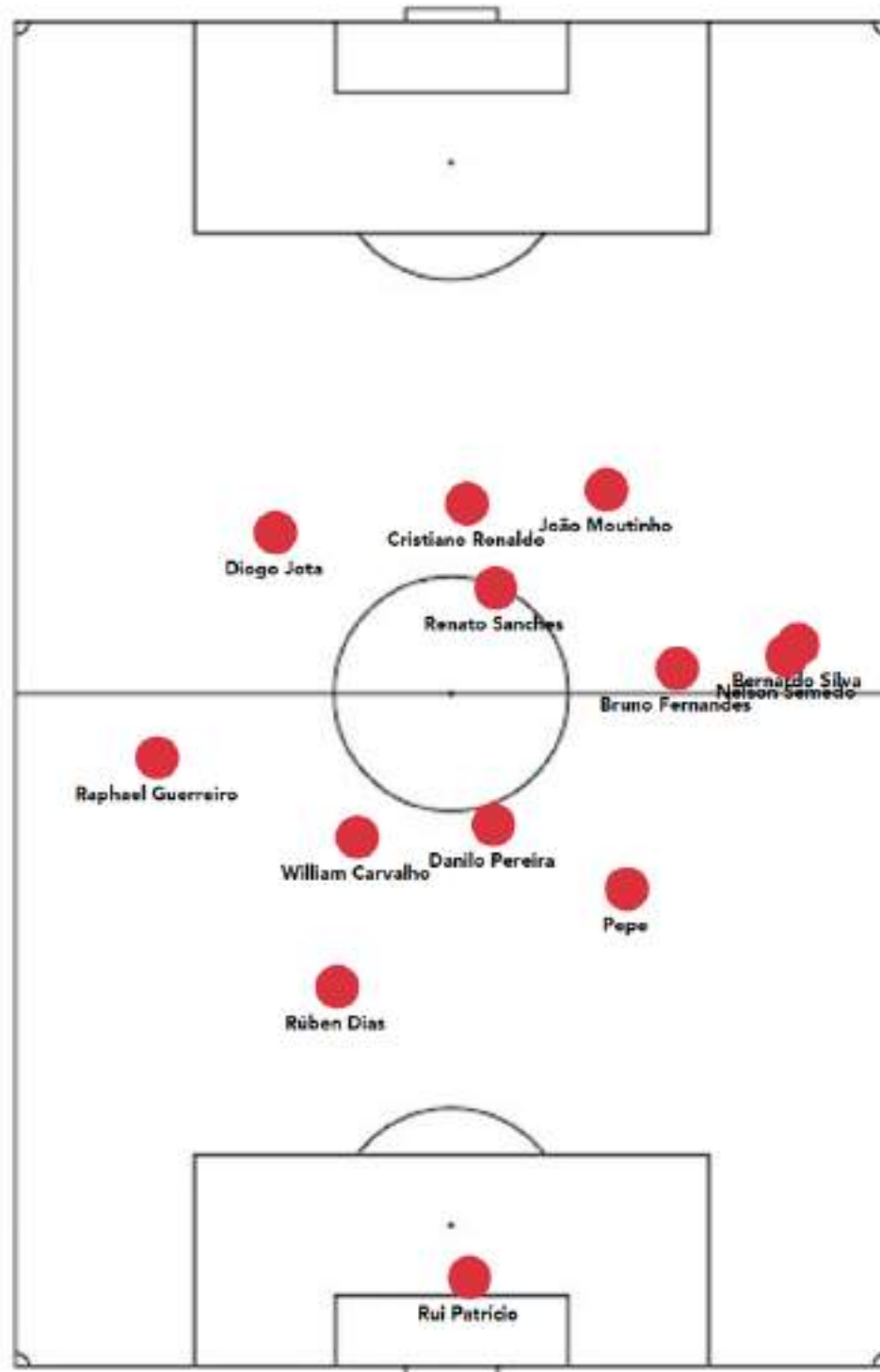
GERMANY: BENCH

| | | | |
|----|-----|----------------------|--------|
| 15 | DEF | N. Süle ('95) | ⬆️ 73' |
| 3 | DEF | M. Halstenberg ('91) | ⬆️ 62' |
| 18 | MID | L. Goretzka ('95) | ⬆️ 73' |
| 23 | MID | E. Can ('94) | ⬆️ 63' |
| 19 | ATT | L. Sané ('96) | ⬆️ 87' |
| 12 | GKP | B. Leno ('92) | |
| 22 | GKP | K. Trapp ('90) | |
| 24 | DEF | R. Koch ('96) | |
| 26 | DEF | C. Günter ('93) | |
| 17 | MID | F. Neuhaus ('97) | |
| 11 | ATT | T. Werner ('96) | |
| 9 | ATT | K. Volland ('92) | |



Average positions

Portugal's Average position



Germany's Average position



| | Portugal | Germany |
|--|----------|---------|
| Ball possession, % | 43% | 57% |
| Goals | 2 | 4 |
| xG (Expected goals) | 1.89 | 2.20 |
| Shots | 7 | 12 |
| Shots on target | 2 | 8 |
| Shots on target, % | 29% | 67% |
| Yellow cards | 0 | 2 |
| Opponent's passes per defensive action | 10 | 6 |

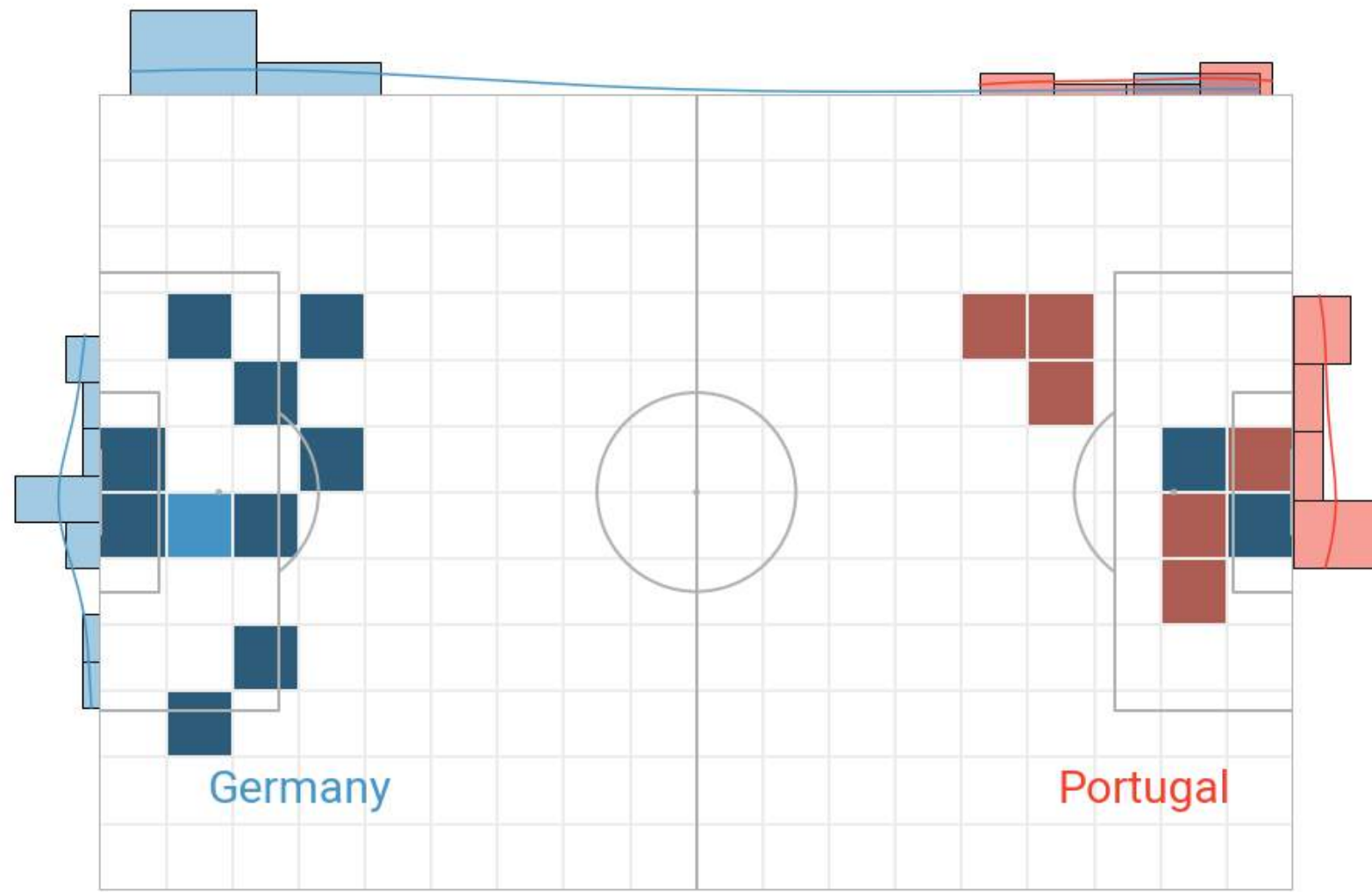
*All players with more than 20 actions

Player heatmaps



*Only players with more than 5 passes

Shots



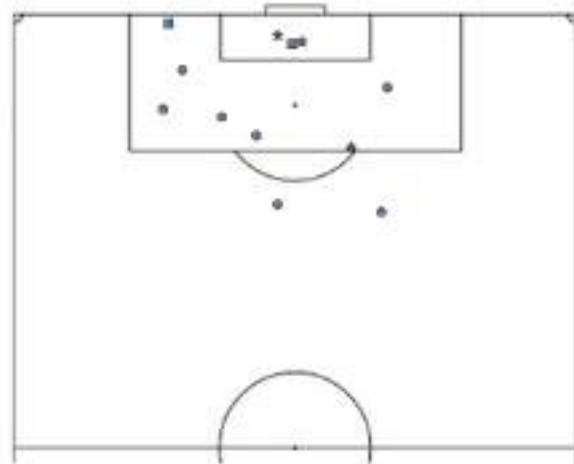
Germany

Portugal


Portugal's Shots



Germany's Shots



| | Portugal | Germany |
|--------------------------|----------|---------|
| Goals | 2 | 4 |
| xG (Expected goals) | 1.89 | 2.20 |
| xG per goal | 0.95 | 1.10 |
| Shots | 7 | 12 |
| Shots on target | 2 | 8 |
| Shots wide | 2 | 3 |
| Blocked shots | 2 | 1 |
| Shots on target, % | 29% | 67% |
| Dribbles | 21 | 15 |
| Dribbles successful | 10 | 7 |
| Attacking challenges | 55 | 60 |
| Attacking challenges won | 24 | 30 |
| Chances | 9 | 8 |
| Chances successful | 2 | 4 |
| Chances, % of conversion | 22.0% | 50.0% |



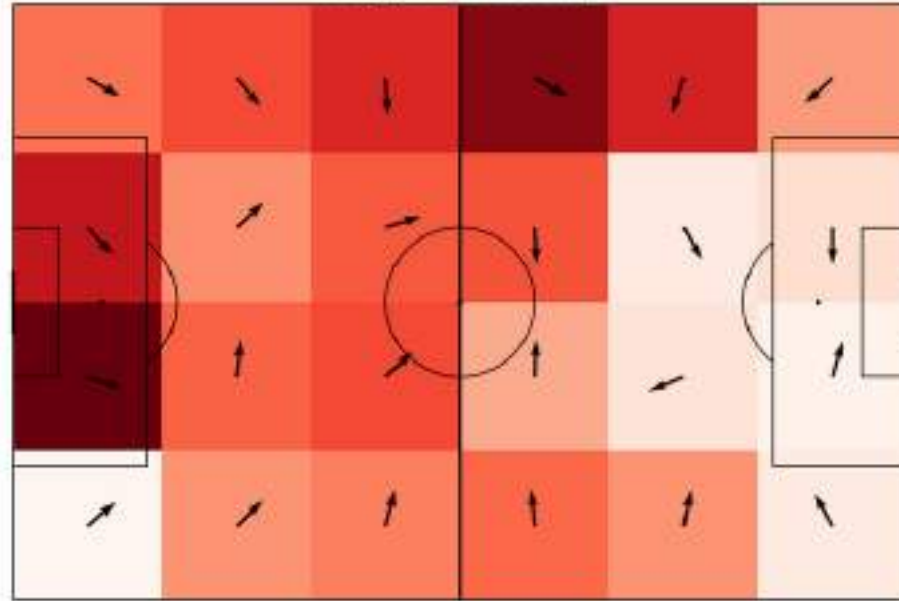
Stats

| | | | Minutes played | Goals | xG (Expected goals) | Shots | Shots on target | Shots on target, % | Assists | Expected assists | Chances Created | xG with a player on |
|-------------|--------------------|----|----------------|-------|---------------------|-------|-----------------|--------------------|---------|------------------|-----------------|---------------------|
| Germany | Toni Kroos | DM | 98 | 0 | 0.15 | 1 | 0 | 0% | 0 | 0.32 | 0 | 2.2 |
| | Thomas Muller | CM | 98 | 0 | 0.02 | 1 | 1 | 100% | 0 | 1.01 | 2 | 2.2 |
| | Matthias Ginter | CD | 98 | 0 | 0 | 0 | 0 | 0% | 0 | 0 | 0 | 2.2 |
| | Joshua Kimmich | RM | 98 | 0 | 0 | 0 | 0 | 0% | 1 | 1.24 | 2 | 2.2 |
| | Antonio Rudiger | CD | 98 | 0 | 0.15 | 1 | 0 | 0% | 0 | 0 | 0 | 2.2 |
| | Serge Gnabry | F | 91 | 0 | 0.06 | 1 | 1 | 100% | 0 | 0 | 2 | 2.2 |
| | Kai Havertz | CM | 76 | 1 | 1.07 | 4 | 2 | 50% | 0 | 0 | 1 | 2.11 |
| | Ilkay Gundogan | DM | 76 | 0 | 0 | 0 | 0 | 0% | 0 | 0 | 0 | 2.11 |
| | Robin Gosens | LM | 66 | 1 | 0.66 | 2 | 2 | 100% | 1 | 1.11 | 1 | 2.11 |
| | Mats Hummels | CD | 66 | 0 | 0 | 0 | 0 | 0% | 0 | 0.03 | 0 | 2.11 |
| | Marcel Halstenberg | LM | 31 | 0 | 0 | 0 | 0 | 0% | 0 | 0 | 0 | 0.09 |
| | Emre Can | DM | 31 | 0 | 0 | 0 | 0 | 0% | 0 | 0 | 0 | 0.09 |
| | Niklas Suele | CD | 21 | 0 | 0 | 0 | 0 | 0% | 0 | 0 | 0 | 0.09 |
| | Leon Goretzka | F | 21 | 0 | 0.09 | 1 | 0 | 0% | 0 | 0 | 0 | 0.09 |
| | Leroy Sane | F | 7 | 0 | 0 | 0 | 0 | 0% | 0 | 0 | 0 | 0 |
| Portugal | Ruben Dias | CD | 98 | 0 | 0 | 0 | 0 | 0% | 0 | 0 | 1 | 1.86 |
| | Raphael Guerreiro | LD | 98 | 0 | 0 | 0 | 0 | 0% | 0 | 0.1 | 1 | 1.86 |
| | Pepe | CD | 98 | 0 | 0 | 0 | 0 | 0% | 0 | 0 | 1 | 1.86 |
| | Nelson | RD | 98 | 0 | 0 | 0 | 0 | 0% | 0 | 0 | 0 | 1.86 |
| | Danilo Pereira | DM | 98 | 0 | 0 | 0 | 0 | 0% | 0 | 0 | 0 | 1.86 |
| | Cristiano Ronaldo | F | 98 | 1 | 0.72 | 2 | 1 | 50% | 1 | 1.02 | 1 | 1.86 |
| | Diogo Jota | LM | 86 | 1 | 0.92 | 3 | 1 | 33% | 1 | 0.69 | 0 | 1.63 |
| | Bruno Fernandes | CM | 67 | 0 | 0 | 0 | 0 | 0% | 0 | 0.03 | 1 | 0.82 |
| | William | CM | 61 | 0 | 0 | 0 | 0 | 0% | 0 | 0 | 0 | 0.82 |
| | Renato Sanches | CM | 49 | 0 | 0.02 | 1 | 0 | 0% | 0 | 0 | 2 | 1.04 |
| | Bernardo Silva | RM | 49 | 0 | 0 | 0 | 0 | 0% | 0 | 0.69 | 1 | 0.82 |
| | Rafa Silva | RM | 36 | 0 | 0 | 0 | 0 | 0% | 0 | 0 | 0 | 1.04 |
| | Joao Moutinho | CM | 30 | 0 | 0 | 0 | 0 | 0% | 0 | 0.81 | 1 | 1.04 |
| Andre Silva | LM | 11 | 0 | 0.23 | 1 | 0 | 0% | 0 | 0 | 0 | 0.23 | |



Pass flow

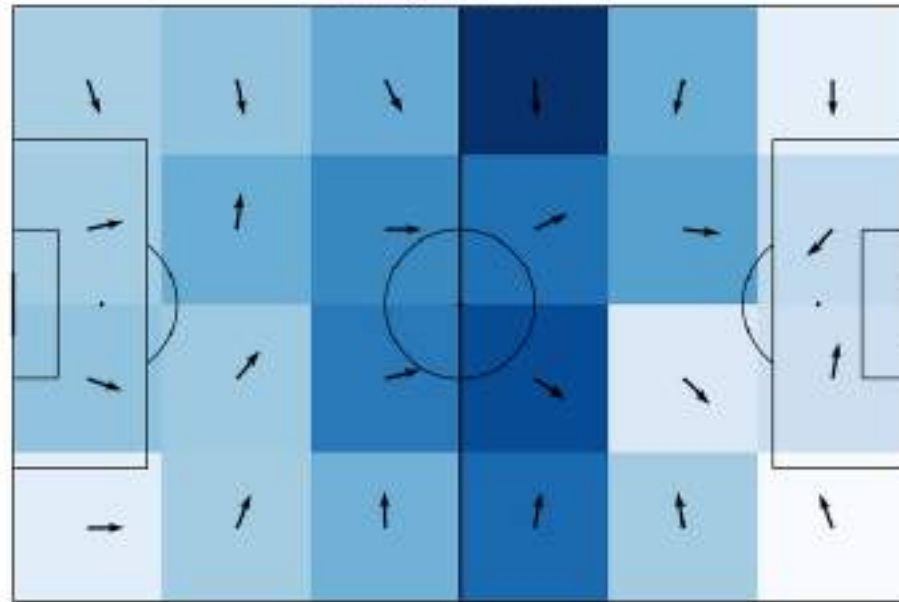
Portugal Pass Flow Map



Portugal's passing zones




Germany Pass Flow Map



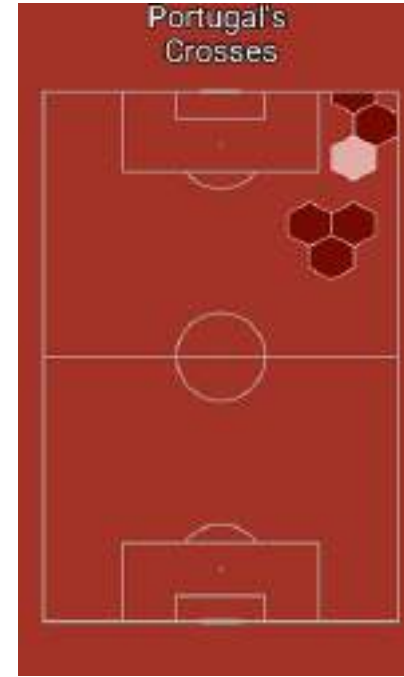
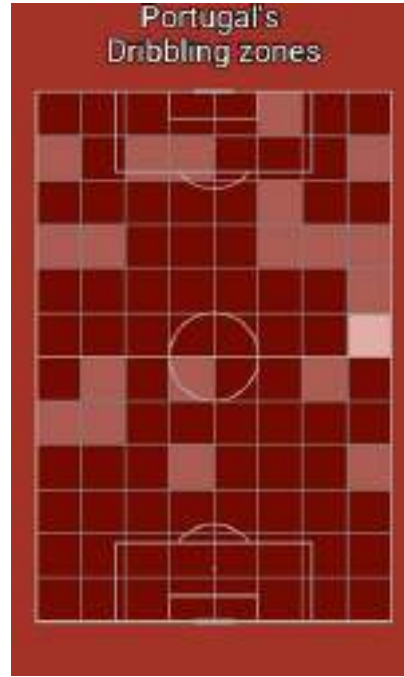
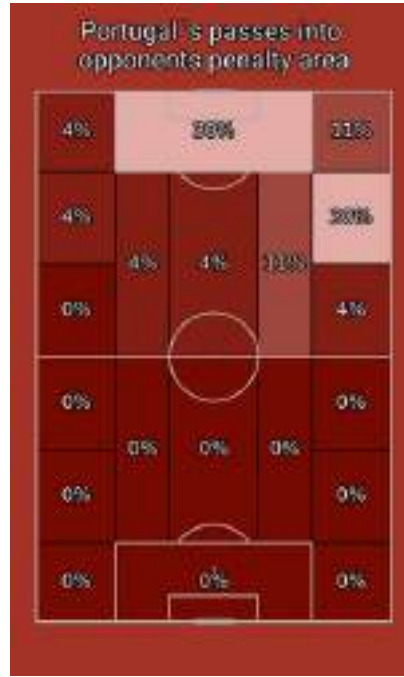
Germany's passing zones



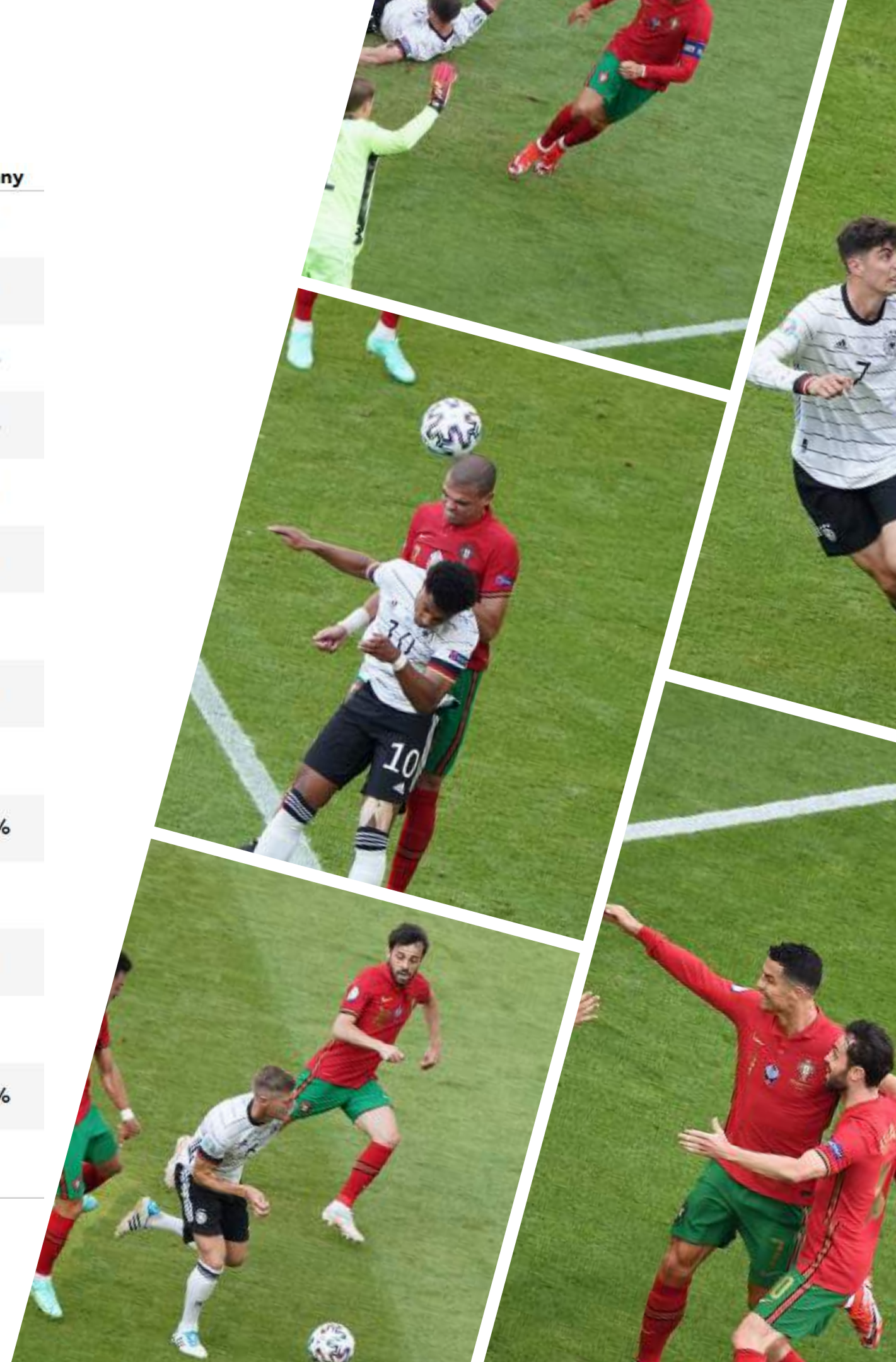
| | Portugal | Germany |
|--|----------|---------|
| % Of Efficiency For Counterattacks | 25% | 27% |
| % Of Efficiency For Positional Attacks | 0% | 14% |
| % Of Efficiency For Set-Piece Attacks | 33% | 25% |
| Efficiency for attacks through the central zone, % | 6% | 29% |
| Efficiency for attacks through the left flank, % | 0% | 7% |
| Efficiency for attacks through the right flank, % | 7% | 16% |
| Attacks - center | 17 | 17 |
| Attacks - right side | 30 | 25 |
| Left-side attacks | 14 | 27 |
| Attacks with shots - center | 1 | 5 |
| Attacks with shots - left side | 0 | 2 |
| Attacks with shots - right side | 2 | 4 |
| Attacks with shots - Set pieces attacks | 4 | 1 |
| Positional attacks | 49 | 58 |
| Positional attacks with shots | 0 | 8 |
| Building-ups | 33 | 28 |
| Building-ups without pressing | 12 | 11 |



Progression



| | Portugal | Germany |
|--|--------------|--------------|
| Passes | 442 | 595 |
| Accurate passes | 379 | 538 |
| Accurate passes, % | 86% | 90% |
| Ball possession, % | 43% | 57% |
| Entrances on opponent's half | 52 | 55 |
| Entrances on final third of opponent's half | 35 | 36 |
| Entrances to the opponent's box | 14 | 21 |
| Crosses | 7 | 13 |
| Crosses accurate | 2 | 5 |
| Accurate crosses, % | 29.0% | 38.0% |
| Corner attacks | 6 | 3 |
| Dribbles | 21 | 15 |
| Dribbles successful | 10 | 7 |
| Successful dribbles, % | 48.0% | 47.0% |
| Key passes accurate | 10 | 7 |

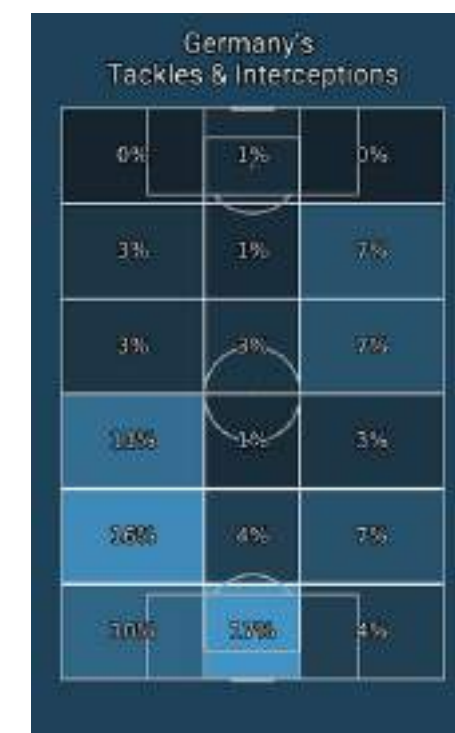
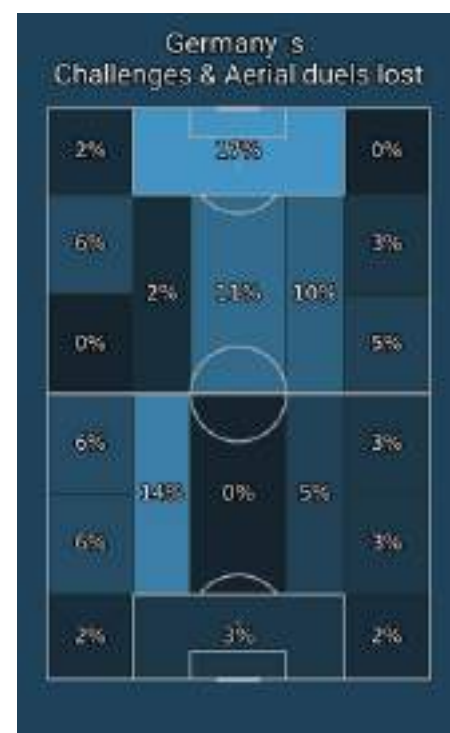
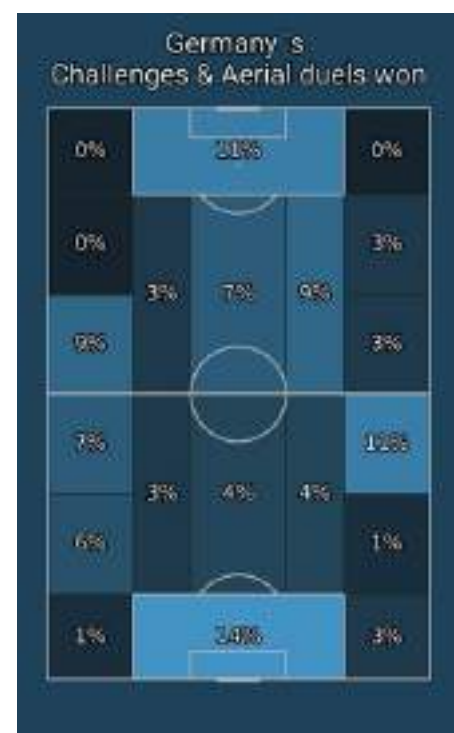
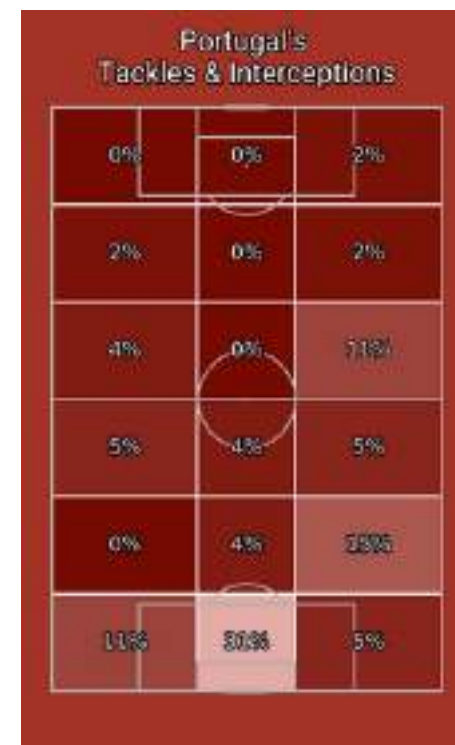
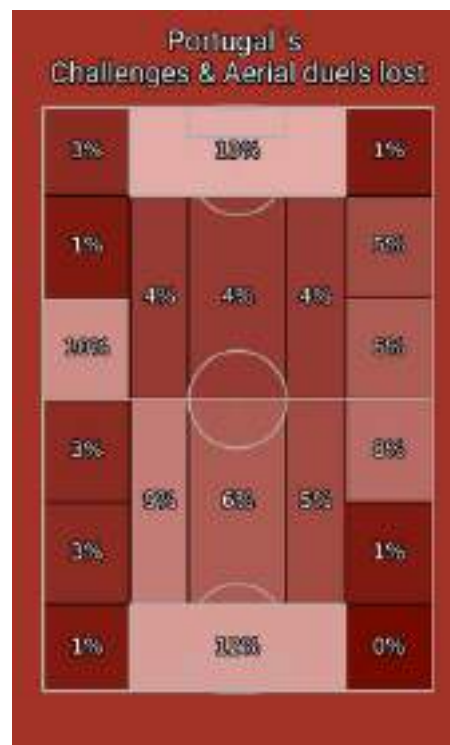
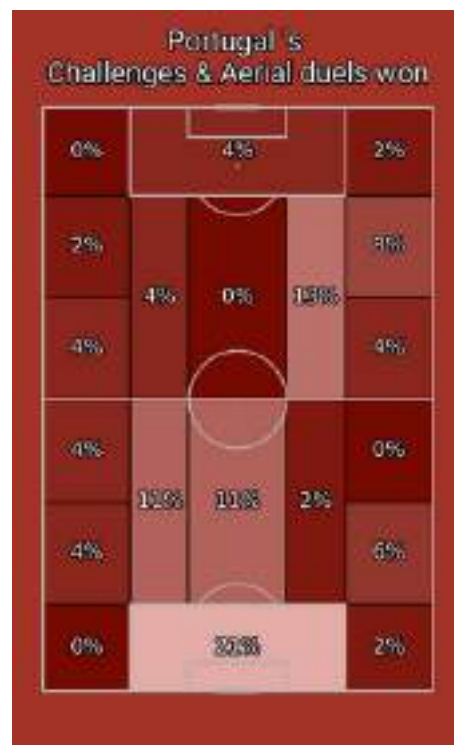


Stats


| | | | Minutes played | Passes | Accurate passes | Accurate passes, % | Key passes accurate | Crosses | Crosses accurate | Accurate crosses, % | Dribbles | Dribbles successful |
|-------------|--------------------|----|----------------|--------|-----------------|--------------------|---------------------|---------|------------------|---------------------|----------|---------------------|
| Germany | Toni Kroos | DM | 98 | 86 | 80 | 93.0% | 0 | 1 | 0 | 0% | 2 | 2 |
| | Thomas Muller | CM | 98 | 47 | 41 | 87.2% | 2 | 0 | 0 | 0% | 1 | 1 |
| | Matthias Ginter | CD | 98 | 70 | 64 | 91.4% | 0 | 4 | 2 | 50% | 0 | 0 |
| | Joshua Kimmich | RM | 98 | 59 | 54 | 91.5% | 2 | 3 | 2 | 67% | 1 | 0 |
| | Antonio Rudiger | CD | 98 | 55 | 52 | 94.5% | 0 | 0 | 0 | 0% | 1 | 0 |
| | Serge Gnabry | F | 91 | 32 | 24 | 75.0% | 1 | 1 | 1 | 100% | 5 | 3 |
| | Kai Havertz | CM | 76 | 18 | 15 | 83.3% | 0 | 1 | 0 | 0% | 2 | 0 |
| | Ilkay Gundogan | DM | 76 | 65 | 61 | 93.8% | 0 | 0 | 0 | 0% | 0 | 0 |
| | Robin Gosens | LM | 66 | 34 | 28 | 82.4% | 2 | 3 | 0 | 0% | 1 | 0 |
| | Mats Hummels | CD | 66 | 42 | 39 | 92.9% | 0 | 0 | 0 | 0% | 0 | 0 |
| | Marcel Halstenberg | LM | 31 | 10 | 7 | 70.0% | 0 | 0 | 0 | 0% | 0 | 0 |
| | Emre Can | DM | 31 | 24 | 22 | 91.7% | 0 | 0 | 0 | 0% | 1 | 1 |
| | Niklas Sule | CD | 21 | 8 | 8 | 100.0% | 0 | 0 | 0 | 0% | 0 | 0 |
| | Leon Goretzka | F | 21 | 11 | 11 | 100.0% | 0 | 0 | 0 | 0% | 0 | 0 |
| | Leroy Sane | F | 7 | 5 | 5 | 100.0% | 0 | 0 | 0 | 0% | 1 | 0 |
| Portugal | Ruben Dias | CD | 98 | 53 | 47 | 88.7% | 1 | 0 | 0 | 0% | 0 | 0 |
| | Raphael Guerreiro | LD | 98 | 55 | 48 | 87.3% | 1 | 1 | 1 | 100% | 1 | 1 |
| | Pepe | CD | 98 | 47 | 38 | 80.9% | 1 | 1 | 0 | 0% | 0 | 0 |
| | Nelson | RD | 98 | 47 | 39 | 83.0% | 0 | 1 | 0 | 0% | 3 | 2 |
| | Danilo Pereira | DM | 98 | 31 | 30 | 96.8% | 0 | 0 | 0 | 0% | 0 | 0 |
| | Cristiano Ronaldo | F | 98 | 28 | 24 | 85.7% | 2 | 1 | 0 | 0% | 6 | 5 |
| | Diogo Jota | LM | 86 | 15 | 12 | 80.0% | 1 | 0 | 0 | 0% | 4 | 1 |
| | Bruno Fernandes | CM | 67 | 29 | 23 | 79.3% | 1 | 1 | 0 | 0% | 2 | 0 |
| | William | CM | 61 | 27 | 24 | 88.9% | 0 | 0 | 0 | 0% | 0 | 0 |
| | Renato Sanches | CM | 49 | 34 | 31 | 91.2% | 1 | 1 | 1 | 100% | 1 | 0 |
| | Bernardo Silva | RM | 49 | 20 | 18 | 90.0% | 1 | 1 | 0 | 0% | 1 | 0 |
| | Rafa Silva | RM | 36 | 11 | 9 | 81.8% | 0 | 0 | 0 | 0% | 2 | 1 |
| | Joao Moutinho | CM | 30 | 20 | 16 | 80.0% | 1 | 0 | 0 | 0% | 1 | 0 |
| Andre Silva | LM | 11 | 4 | 4 | 100.0% | 0 | 0 | 0 | 0% | 0 | 0 | |



Defensive actions



| | Portugal | Germany |
|--|----------|---------|
| Opponent's xG | 2.2 | 1.89 |
| Opponent's xG per shot | 0.2 | 0.27 |
| Air challenges | 25 | 25 |
| Air challenges won | 9 | 16 |
| Air challenges won, % | 36.0% | 64.0% |
| Challenges in defence won, % | 50.0% | 56.0% |
| Ball recoveries in opponent's half | 6 | 11 |
| Defensive challenges | 60 | 55 |
| Defensive challenges won | 30 | 31 |
| Pressing efficiency, % | 29 | 52 |
| High pressing | 9 | 14 |
| High pressing successful | 2 | 9 |
| High pressing, % | 22.0% | 64.0% |
| Low pressing | 8 | 7 |
| Low pressing successful | 3 | 2 |
| Low pressing, % | 38.0% | 29.0% |
| Opponent's passes per defensive action | 10 | 6 |
| Blocked shots | 2 | 1 |

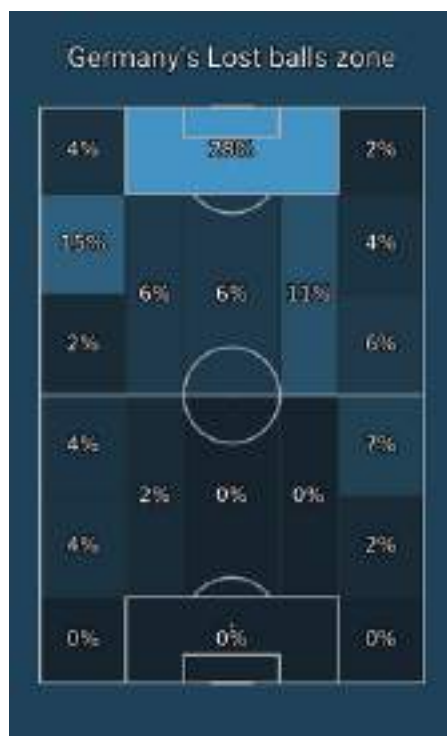
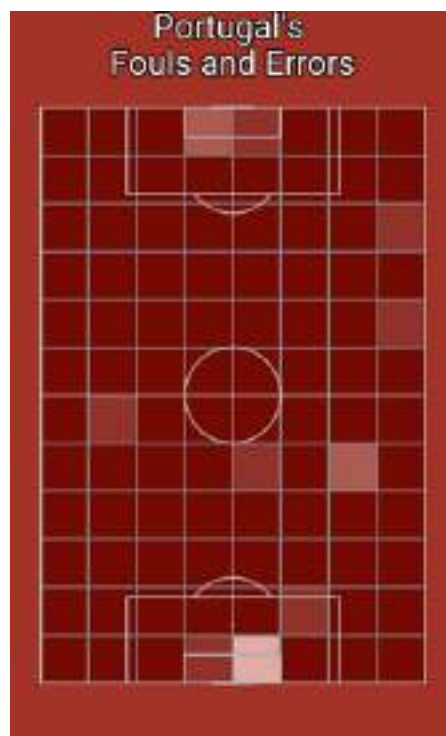
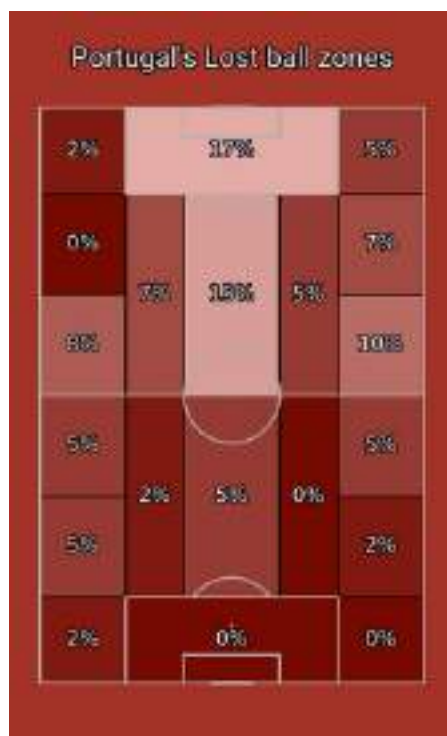


Stats

| | | | Minutes played | Air challenges | Air challenges won, % | Ball recoveries | Ball recoveries in opponent's half | Ball interceptions | Defensive challenges | Challenges in defence won, % | Tackles | Tackles won, % | Blocked shots | Yellow cards |
|----------|--------------------|----|----------------|----------------|-----------------------|-----------------|------------------------------------|--------------------|----------------------|------------------------------|---------|----------------|---------------|--------------|
| Germany | Toni Kroos | DM | 98 | 1 | 100.0% | 2 | 0 | 4 | 6 | 33.3% | 4 | 50.0% | 1 | 0 |
| | Thomas Muller | CM | 98 | 3 | 66.7% | 2 | 0 | 1 | 5 | 60.0% | 2 | 50.0% | 0 | 0 |
| | Matthias Ginter | CD | 98 | 4 | 75.0% | 7 | 3 | 8 | 8 | 75.0% | 2 | 100.0% | 0 | 1 |
| | Joshua Kimmich | RM | 98 | 3 | 100.0% | 2 | 1 | 2 | 2 | 50.0% | 1 | 0.0% | 0 | 0 |
| | Antonio Rudiger | CD | 98 | 3 | 66.7% | 4 | 1 | 6 | 7 | 57.1% | 3 | 66.7% | 0 | 0 |
| | Serge Gnabry | F | 91 | 3 | 0.0% | 5 | 3 | 3 | 3 | 100.0% | 3 | 100.0% | 0 | 0 |
| | Kai Havertz | CM | 76 | 1 | 100.0% | 2 | 1 | 2 | 2 | 0.0% | 1 | 0.0% | 1 | 1 |
| | Ilkay Gundogan | DM | 76 | 1 | 0.0% | 1 | 0 | 1 | 4 | 50.0% | 1 | 100.0% | 0 | 0 |
| | Robin Gosens | LM | 66 | 0 | 0.0% | 3 | 0 | 2 | 3 | 66.7% | 3 | 66.7% | 0 | 0 |
| | Mats Hummels | CD | 66 | 3 | 33.3% | 12 | 1 | 5 | 7 | 57.1% | 3 | 100.0% | 0 | 0 |
| | Marcel Halstenberg | LM | 31 | 2 | 100.0% | 1 | 0 | 1 | 3 | 33.3% | 1 | 0.0% | 0 | 0 |
| | Emre Can | DM | 31 | 0 | 0.0% | 2 | 0 | 2 | 2 | 50.0% | 2 | 50.0% | 0 | 0 |
| | Niklas Sule | CD | 21 | 0 | 0.0% | 1 | 0 | 1 | 0 | 0.0% | 0 | 0.0% | 0 | 0 |
| | Leon Goretzka | F | 21 | 1 | 100.0% | 1 | 1 | 1 | 3 | 66.7% | 3 | 66.7% | 0 | 0 |
| | Leroy Sane | F | 7 | 0 | 0.0% | 0 | 0 | 0 | 0 | 0.0% | 0 | 0.0% | 0 | 0 |
| Portugal | Ruben Dias | CD | 98 | 1 | 0.0% | 8 | 0 | 10 | 9 | 44.4% | 2 | 50.0% | 0 | 0 |
| | Raphael Guerreiro | LD | 98 | 3 | 0.0% | 4 | 2 | 2 | 7 | 42.9% | 2 | 50.0% | 0 | 0 |
| | Pepe | CD | 98 | 2 | 100.0% | 8 | 0 | 6 | 9 | 77.8% | 3 | 66.7% | 0 | 0 |
| | Nelson | RD | 98 | 2 | 50.0% | 4 | 1 | 1 | 7 | 57.1% | 2 | 100.0% | 0 | 0 |
| | Danilo Pereira | DM | 98 | 1 | 100.0% | 2 | 1 | 7 | 4 | 75.0% | 2 | 100.0% | 0 | 0 |
| | Cristiano Ronaldo | F | 98 | 6 | 50.0% | 2 | 0 | 0 | 4 | 75.0% | 2 | 50.0% | 0 | 0 |
| | Diogo Jota | LM | 86 | 4 | 50.0% | 0 | 0 | 0 | 0 | 0.0% | 0 | 0.0% | 1 | 0 |
| | Bruno Fernandes | CM | 67 | 0 | 0.0% | 0 | 0 | 1 | 3 | 0.0% | 2 | 0.0% | 0 | 0 |
| | William | CM | 61 | 1 | 0.0% | 1 | 1 | 0 | 4 | 50.0% | 0 | 0.0% | 0 | 0 |
| | Renato Sanches | CM | 49 | 1 | 0.0% | 2 | 0 | 1 | 2 | 50.0% | 1 | 100.0% | 0 | 0 |
| | Bernardo Silva | RM | 49 | 1 | 0.0% | 1 | 0 | 2 | 2 | 0.0% | 0 | 0.0% | 0 | 0 |
| | Rafa Silva | RM | 36 | 1 | 0.0% | 2 | 1 | 2 | 1 | 100.0% | 1 | 100.0% | 0 | 0 |
| | Joao Moutinho | CM | 30 | 2 | 0.0% | 0 | 0 | 1 | 5 | 40.0% | 2 | 50.0% | 0 | 0 |
| | Andre Silva | LM | 11 | 0 | 0.0% | 0 | 0 | 0 | 2 | 0.0% | 0 | 0.0% | 1 | 0 |



Fouls & Errors



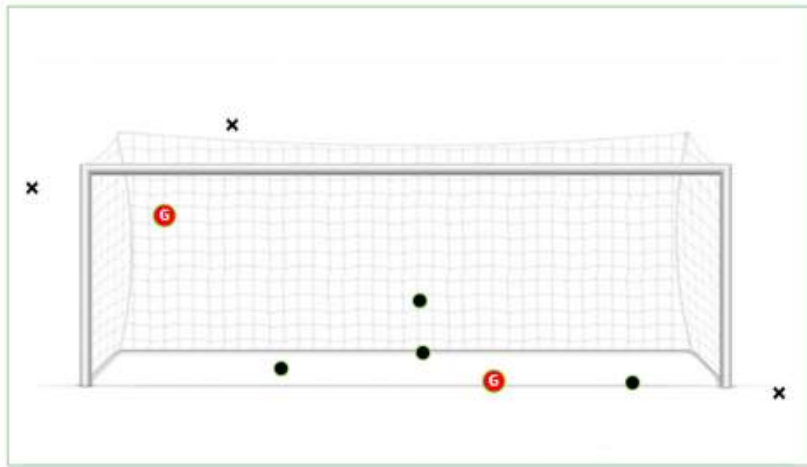
| | | | Minutes played | Fouls | Lost balls | Lost balls in own half | Offsides |
|------------------|-----------------|-----------------|----------------|-------|------------|------------------------|----------|
| England | Tyrone Mings | CD | 92 | 1 | 2 | 0 | 0 |
| | Reece James | RD | 92 | 0 | 2 | 1 | 0 |
| | Raheem Sterling | LM | 92 | 2 | 10 | 0 | 1 |
| | Mason Mount | CM | 92 | 3 | 5 | 0 | 0 |
| | Luke Shaw | LD | 92 | 1 | 3 | 0 | 0 |
| | Kalvin Phillips | DM | 92 | 2 | 2 | 0 | 0 |
| | John Stones | CD | 92 | 1 | 4 | 3 | 0 |
| | Declan Rice | DM | 92 | 1 | 4 | 2 | 0 |
| | Harry Kane | F | 74 | 1 | 9 | 2 | 1 |
| | Phil Foden | RM | 63 | 2 | 5 | 1 | 1 |
| | Jack Grealish | LM | 29 | 0 | 1 | 0 | 0 |
| | Marcus Rashford | F | 18 | 0 | 3 | 1 | 0 |
| | Scotland | Scott McTominay | CD | 92 | 1 | 3 | 2 |
| S. O'Donnell | | RM | 92 | 3 | 3 | 0 | 0 |
| Lyndon Dykes | | F | 92 | 1 | 15 | 1 | 0 |
| Kieran Tierney | | CD | 92 | 1 | 4 | 0 | 0 |
| John McGinn | | CM | 92 | 2 | 2 | 1 | 0 |
| Grant Hanley | | CD | 92 | 0 | 1 | 0 | 0 |
| C. McGregor | | DM | 92 | 1 | 4 | 1 | 0 |
| Andrew Robertson | | LM | 92 | 1 | 8 | 1 | 0 |
| Che Adams | | F | 85 | 1 | 6 | 1 | 0 |
| Billy Gilmour | | DM | 76 | 2 | 3 | 1 | 0 |
| Stuart Armstrong | CM | 16 | 0 | 2 | 0 | 0 | |

| | England | Scotland |
|------------------------|---------|----------|
| Fouls | 14 | 12 |
| Lost balls | 53 | 53 |
| Lost balls in own half | 10 | 9 |
| Offsides | 3 | 1 |
| Yellow cards | 0 | 2 |

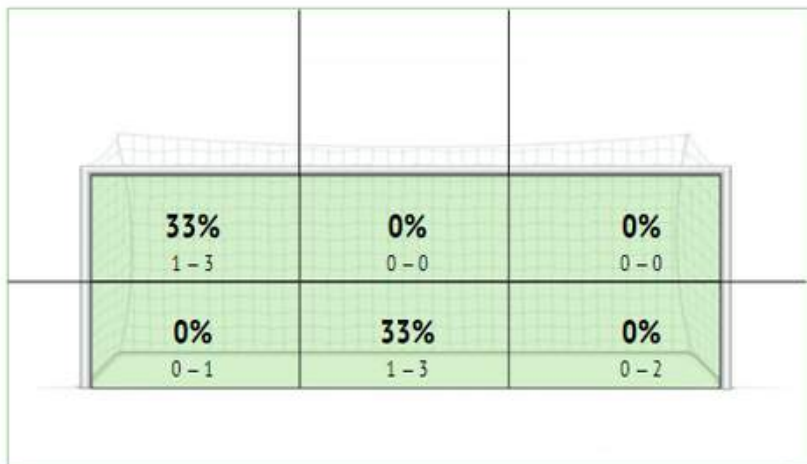


Goalkeepers

Shots against Portugal



ZONES

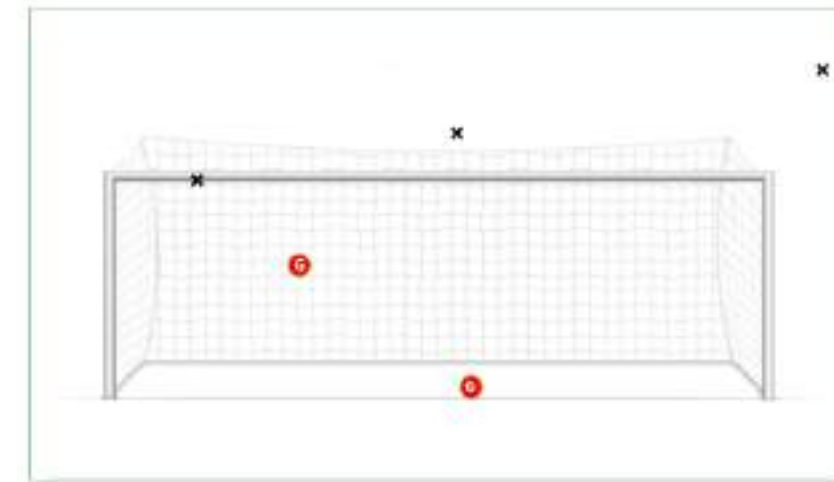


*Excluding the own goals

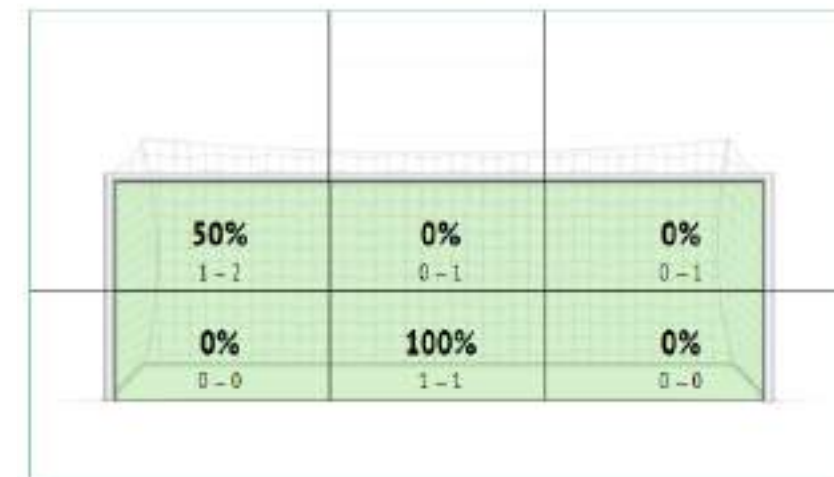
Rui Patricio
Manuel Neuer

| | Rui Patricio | Manuel Neuer |
|-----------------------------|--------------|--------------|
| Goals conceded | 4 | 2 |
| Opponent's shots | 11 | 7 |
| Opponents' shots on target | 6 | 2 |
| Shots saved, % | 50.0% | 0.0% |
| Stopped shots, % | 0.0% | 0.0% |
| Close range shots | 5 | 5 |
| Close range shots on target | 2 | 2 |
| %Of Close range shots saved | 0.0% | 0.0% |
| Mid range shots | 3 | 0 |
| Mid range shots on target | 1 | 0 |
| Mid range shots saved, % | 100.0% | 0.0% |
| Long range shots | 3 | 2 |
| Long range shots on target | 3 | 0 |
| % Of Long Range Shots Saved | 100% | 0% |

Shots against Germany



ZONES



Subscribe & follow

totalfootballanalysis.com

[@totalanalysis](https://twitter.com/totalanalysis)

