

BELGIUM VS PORTUGAL





UEFA Euro 2020 - Sun 27 Jun

Round of 16



1 - 0



Thorgan Hazard 42'



 Belgium **1 - 0** Portugal 

3-4-2-1

4-1-4-1



How they lined up

BELGIUM: STARTING • Coach: Roberto Martinez

| | | | |
|----|-----|-----------------------|---------------|
| 1 | GKP | T. Courtois ('92) | |
| 2 | DEF | T. Alderweireld ('89) | 81' |
| 3 | DEF | T. Vermaelen ('85) | 72' |
| 5 | DEF | J. Vertonghen ('87) | |
| 15 | DEF | T. Meunier ('91) | |
| 8 | MID | Y. Tielemans ('97) | |
| 6 | MID | A. Witsel ('89) | |
| 16 | MID | T. Hazard ('93) | 42', 90' + 5' |
| 7 | MID | K. De Bruyne ('91) | 48' |
| 10 | ATT | E. Hazard ('91) | 87' |
| 9 | ATT | R. Lukaku ('93) | |

BELGIUM: BENCH

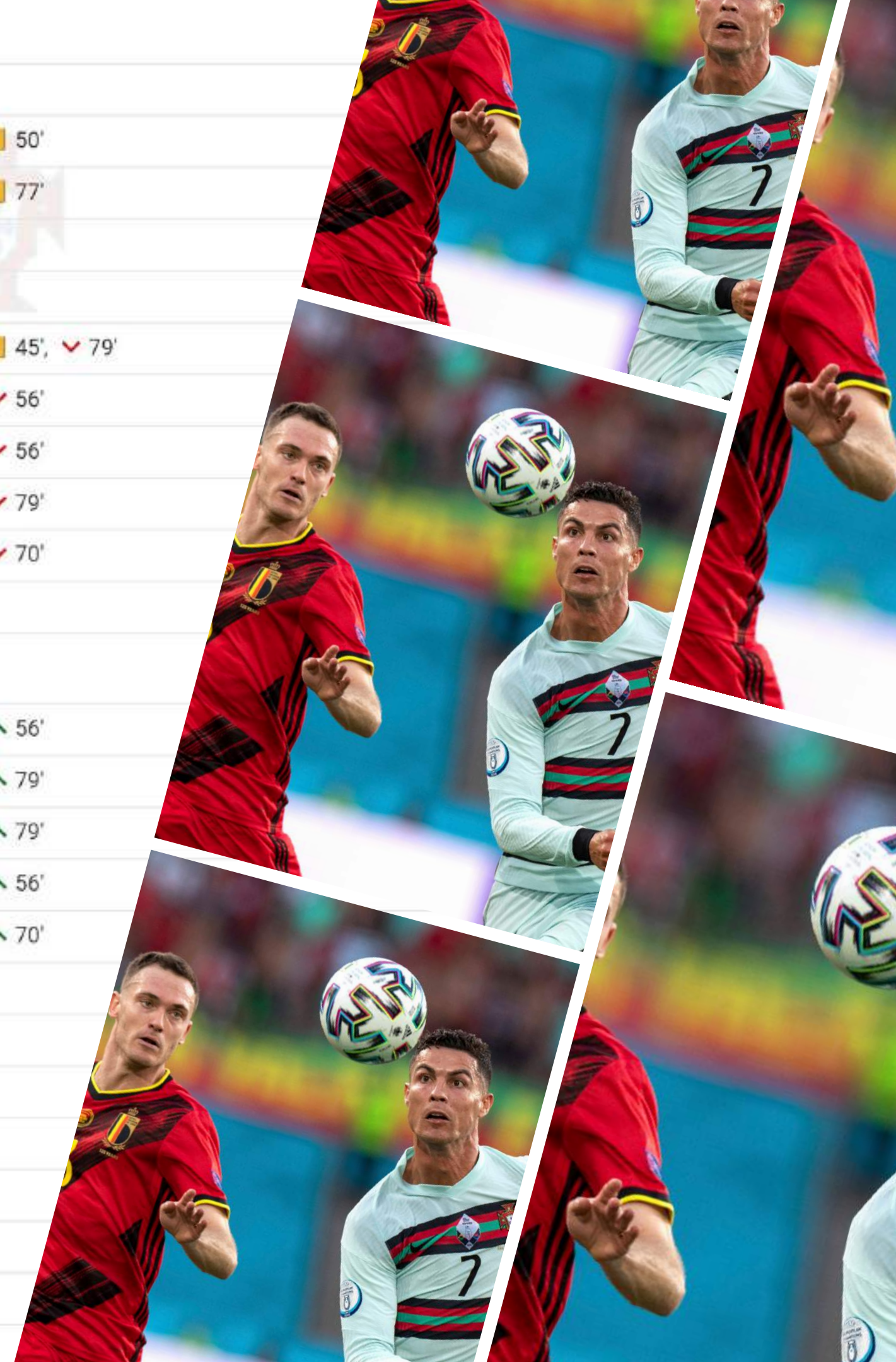
| | | | |
|----|-----|---------------------|----------|
| 11 | MID | Y. Carrasco ('93) | 87' |
| 19 | MID | L. Dendoncker ('95) | 90' + 5' |
| 14 | ATT | D. Mertens ('87) | 48' |
| 12 | GKP | S. Mignolet ('88) | |
| 13 | GKP | M. Sels ('92) | |
| 18 | DEF | J. Denayer ('95) | |
| 4 | DEF | D. Boyata ('90) | |
| 24 | MID | L. Trossard ('94) | |
| 26 | MID | D. Praet ('94) | |
| 20 | ATT | C. Benteke ('90) | |
| 23 | ATT | M. Batshuayi ('93) | |
| 25 | ATT | J. Doku ('02) | |

PORTUGAL: STARTING • Coach: Fernando Santos

| | | | |
|----|-----|-------------------------|----------|
| 1 | GKP | Rui Patrício ('88) | |
| 20 | DEF | Diogo Dalot ('99) | 50' |
| 3 | DEF | Pepe ('83) | 77' |
| 4 | DEF | Rúben Dias ('97) | |
| 5 | DEF | Raphaël Guerreiro ('93) | |
| 26 | MID | João Palhinha ('95) | 45', 79' |
| 10 | MID | Bernardo Silva ('94) | 56' |
| 8 | MID | João Moutinho ('86) | 56' |
| 16 | MID | Renato Sanches ('97) | 79' |
| 21 | ATT | Diogo Jota ('96) | 70' |
| 7 | ATT | Cristiano Ronaldo ('85) | |

PORTUGAL: BENCH

| | | | |
|----|-----|-----------------------|-----|
| 11 | MID | Bruno Fernandes ('94) | 56' |
| 13 | MID | Danilo Pereira ('91) | 79' |
| 24 | MID | Sérgio Oliveira ('92) | 79' |
| 23 | ATT | João Félix ('99) | 56' |
| 9 | ATT | André Silva ('95) | 70' |
| 12 | GKP | A. Lopes ('90) | |
| 22 | GKP | Rui Silva ('94) | |
| 2 | DEF | Nélson Semedo ('93) | |
| 25 | DEF | Nuno Mendes ('02) | |
| 6 | DEF | José Fonte ('83) | |
| 18 | MID | Rúben Neves ('97) | |
| 19 | MID | Pedro Gonçalves ('98) | |

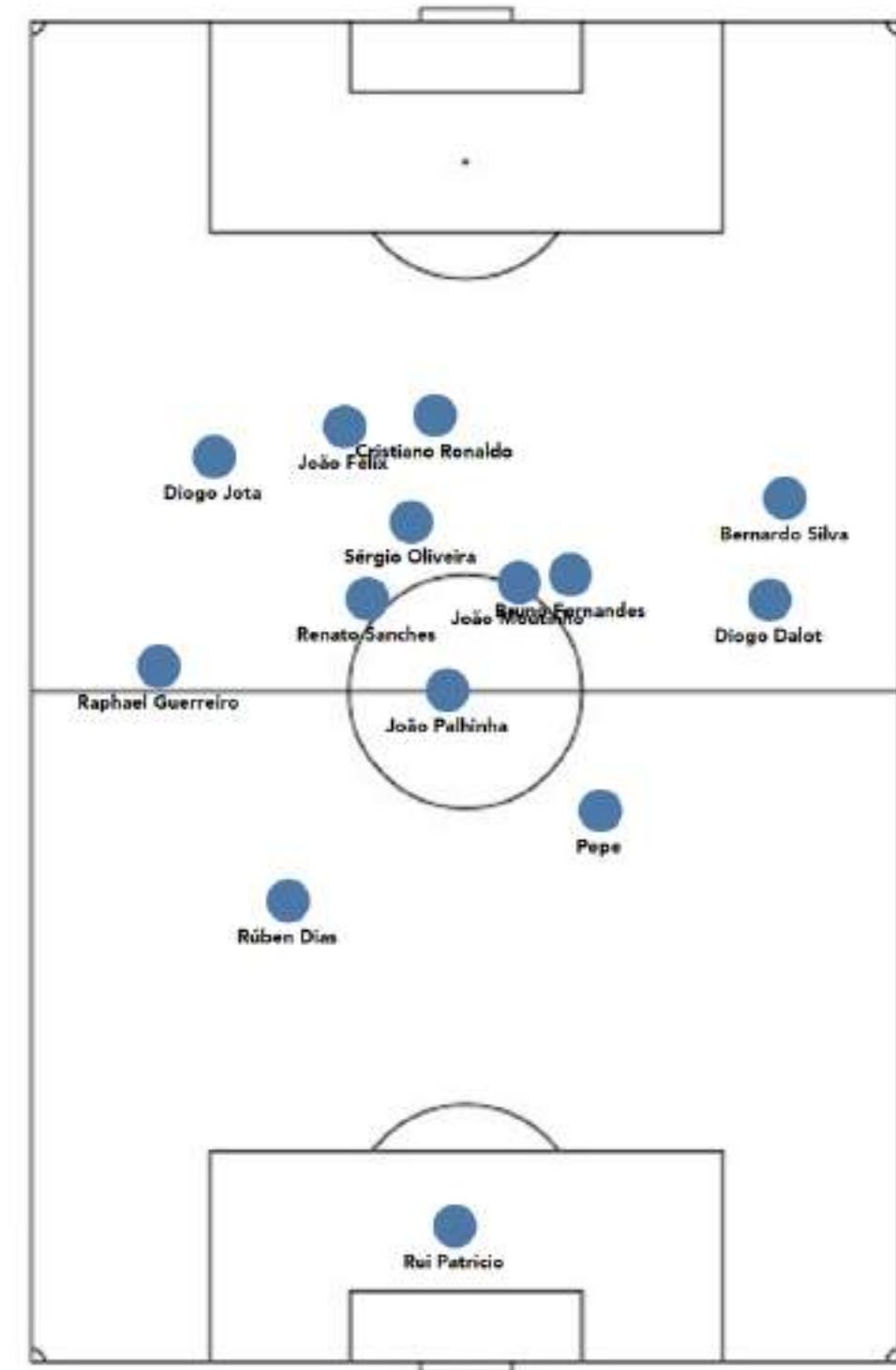


Average positions

Belgium's Average position



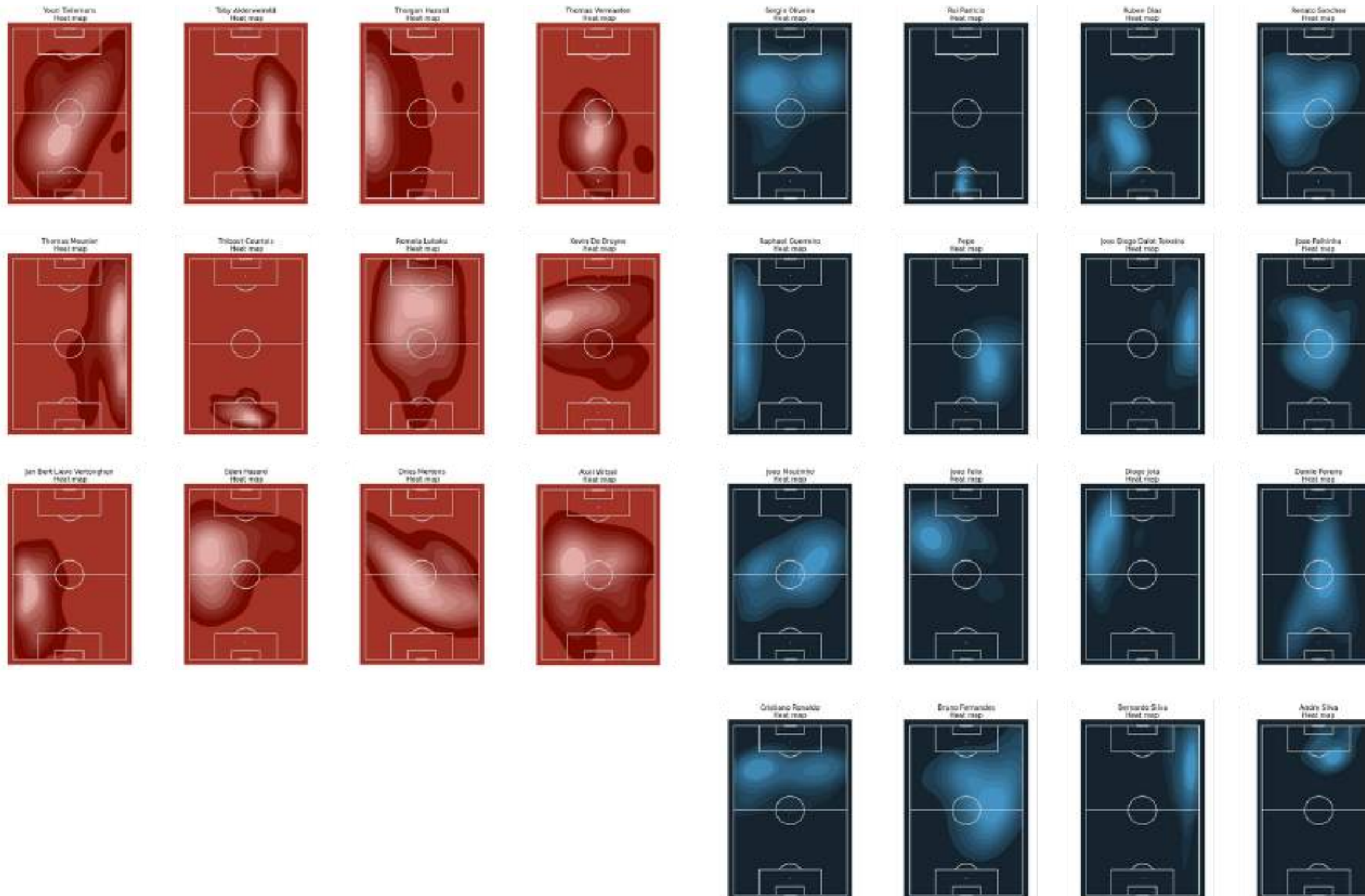
Portugal's Average position



| | Belgium | Portugal |
|--|---------|----------|
| Ball possession, % | 44% | 56% |
| Goals | 1 | 0 |
| xG (Expected goals) | 0.26 | 2.00 |
| Shots | 6 | 23 |
| Shots on target | 1 | 6 |
| Shots on target, % | 17% | 26% |
| Yellow cards | 2 | 3 |
| Opponent's passes per defensive action | 7 | 9 |

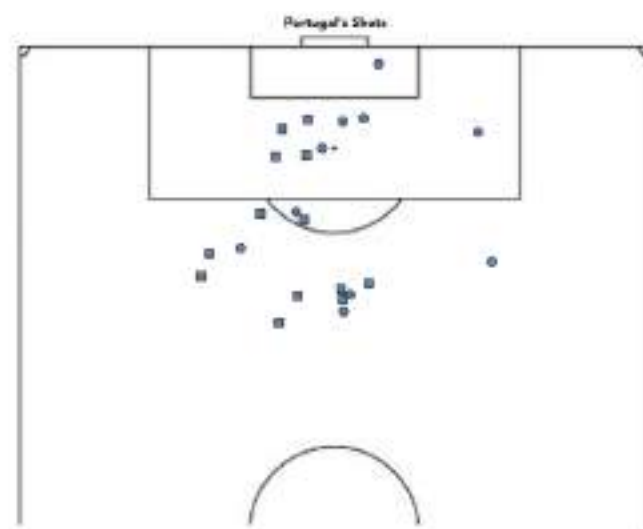
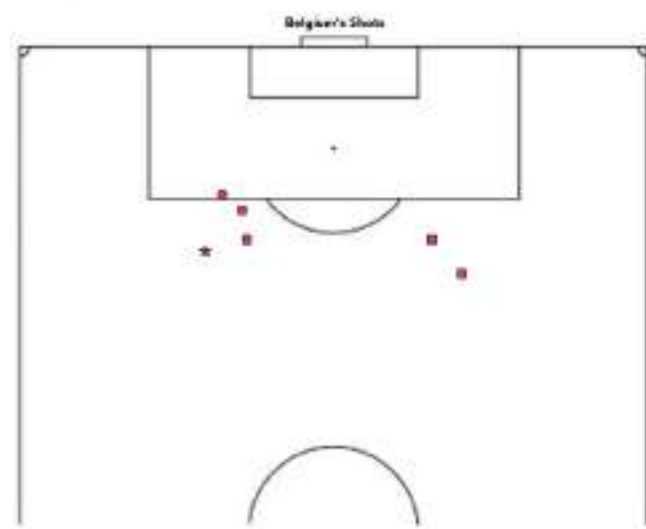
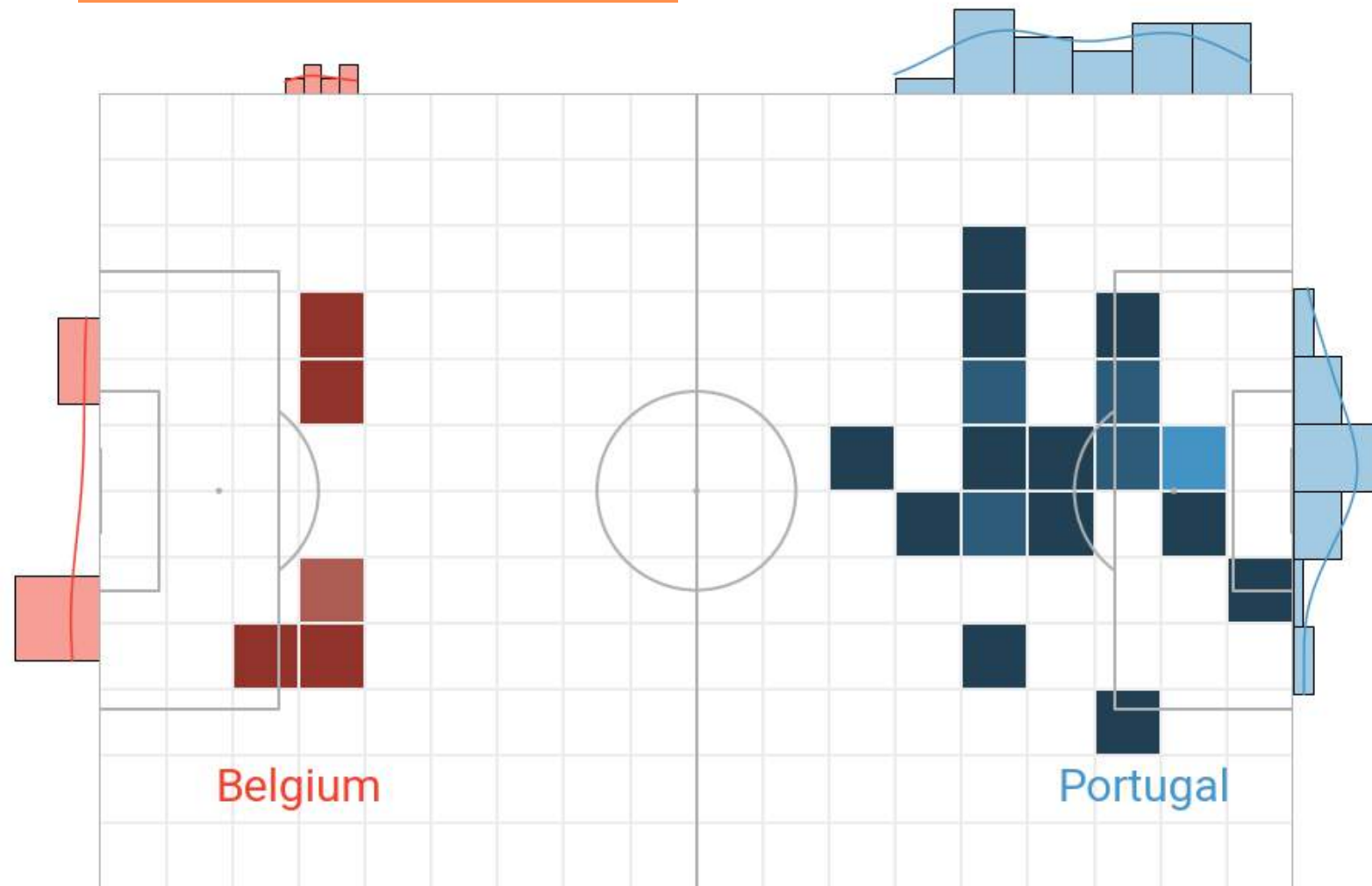
*All players with more than 25 actions

Player heatmaps

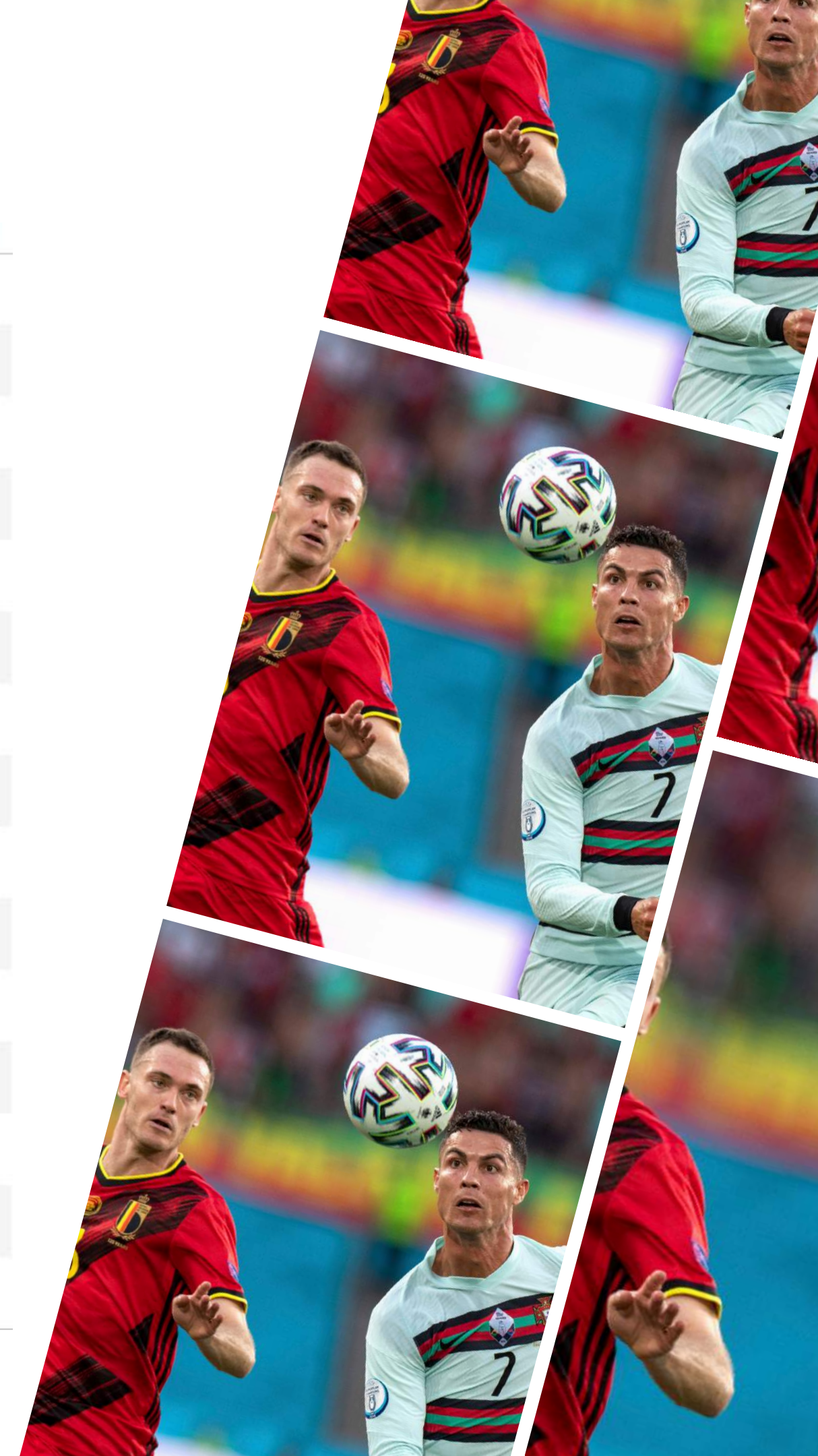


*Only players with more than 5 passes

Shots



| | Belgium | Portugal |
|--------------------------|---------|----------|
| Goals | 1 | 0 |
| xG (Expected goals) | 0.3 | 2.0 |
| xG per goal | 0.3 | 0.0 |
| Shots | 6 | 23 |
| Shots on target | 1 | 6 |
| Shots wide | 4 | 11 |
| Blocked shots | 1 | 5 |
| Shots on target, % | 17% | 26% |
| Dribbles | 29 | 29 |
| Dribbles successful | 18 | 23 |
| Attacking challenges | 65 | 79 |
| Attacking challenges won | 35 | 43 |
| Chances | 1 | 7 |
| Chances successful | 1 | 0 |
| Chances, % of conversion | 100.0% | 0.0% |



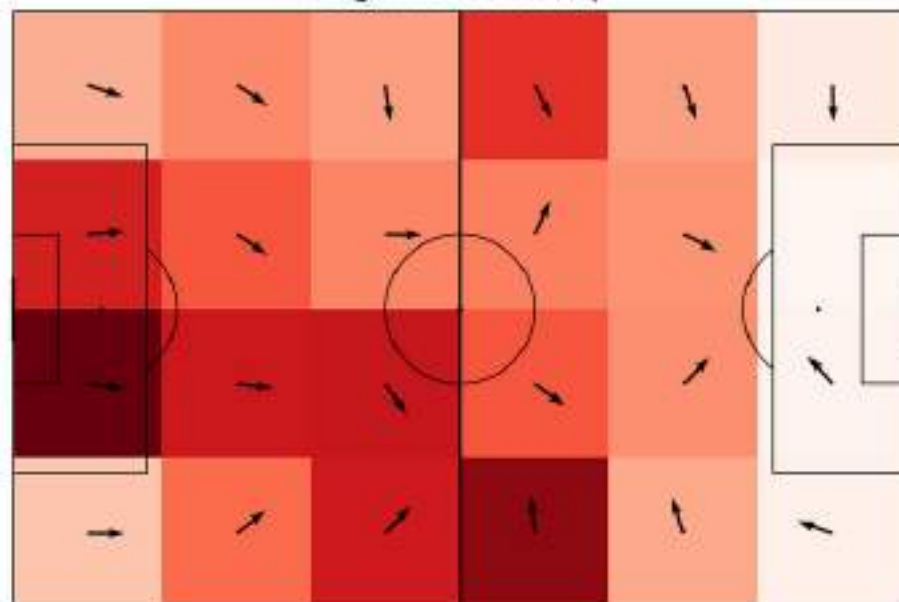
Stats

| | | | Minutes played | Goals | xG (Expected goals) | Shots | Shots on target | Shots on target, % | Assists | Expected assists | Chances Created | xG with a player on |
|----------|--------------------|----|----------------|-------|---------------------|-------|-----------------|--------------------|---------|------------------|-----------------|---------------------|
| Belgium | Youri Tielemans | DM | 99 | 0 | 0 | 0 | 0 | 0% | 0 | 0 | 0 | 0.21 |
| | Toby Alderweireld | CD | 99 | 0 | 0 | 0 | 0 | 0% | 0 | 0 | 0 | 0.21 |
| | Thomas Vermaelen | CD | 99 | 0 | 0 | 0 | 0 | 0% | 0 | 0 | 0 | 0.21 |
| | Thomas Meunier | RM | 99 | 0 | 0.06 | 1 | 0 | 0% | 1 | 0.08 | 1 | 0.21 |
| | Romelu Lukaku | F | 99 | 0 | 0.1 | 2 | 0 | 0% | 0 | 0.04 | 0 | 0.21 |
| | J. Vertonghen | CD | 99 | 0 | 0 | 0 | 0 | 0% | 0 | 0 | 0 | 0.21 |
| | Axel Witsel | DM | 99 | 0 | 0 | 0 | 0 | 0% | 0 | 0 | 0 | 0.21 |
| | Thorgan Hazard | LM | 98 | 1 | 0.06 | 2 | 1 | 50% | 0 | 0.05 | 0 | 0.21 |
| | Eden Hazard | CM | 90 | 0 | 0.04 | 1 | 0 | 0% | 0 | 0.04 | 0 | 0.21 |
| | Kevin De Bruyne | CM | 51 | 0 | 0 | 0 | 0 | 0% | 0 | 0.06 | 0 | 0.16 |
| | Dries Mertens | CM | 47 | 0 | 0 | 0 | 0 | 0% | 0 | 0 | 0 | 0.05 |
| | Yannick Carrasco | CM | 8 | 0 | 0 | 0 | 0 | 0% | 0 | 0 | 0 | 0 |
| | Leander Dendoncker | DM | 0 | 0 | 0 | 0 | 0 | 0% | 0 | 0 | 0 | 0 |
| Portugal | Ruben Dias | CD | 99 | 0 | 0.21 | 1 | 1 | 100% | 0 | 0 | 0 | 1.94 |
| | Raphael Guerreiro | LD | 99 | 0 | 0.12 | 2 | 0 | 0% | 0 | 0.58 | 1 | 1.94 |
| | Pepe | CD | 99 | 0 | 0 | 0 | 0 | 0% | 0 | 0.15 | 0 | 1.94 |
| | Diogo Dalot | RD | 99 | 0 | 0 | 0 | 0 | 0% | 0 | 0.26 | 0 | 1.94 |
| | Cristiano Ronaldo | F | 99 | 0 | 0.17 | 5 | 2 | 40% | 0 | 0.79 | 3 | 1.94 |
| | Renato Sanches | CM | 81 | 0 | 0.02 | 2 | 0 | 0% | 0 | 0.33 | 2 | 1.02 |
| | Joao Palhinha | DM | 81 | 0 | 0.27 | 4 | 0 | 0% | 0 | 0 | 0 | 1.02 |
| | Diogo Jota | LM | 73 | 0 | 0.4 | 2 | 0 | 0% | 0 | 0.08 | 0 | 0.97 |
| | Joao Moutinho | CM | 58 | 0 | 0.03 | 1 | 0 | 0% | 0 | 0.14 | 0 | 0.53 |
| | Bernardo Silva | RM | 58 | 0 | 0 | 0 | 0 | 0% | 0 | 0.02 | 0 | 0.53 |
| | Joao Felix | CM | 40 | 0 | 0.25 | 3 | 1 | 33% | 0 | 0.17 | 0 | 1.41 |
| | Bruno Fernandes | RM | 40 | 0 | 0.06 | 2 | 0 | 0% | 0 | 0.36 | 1 | 1.41 |
| | Andre Silva | F | 25 | 0 | 0.48 | 2 | 1 | 50% | 0 | 0.11 | 0 | 0.97 |
| | Sergio Oliveira | CM | 17 | 0 | 0 | 0 | 0 | 0% | 0 | 0 | 0 | 0.92 |
| | Danilo Pereira | DM | 17 | 0 | 0 | 0 | 0 | 0% | 0 | 0.02 | 0 | 0.92 |



Pass flow

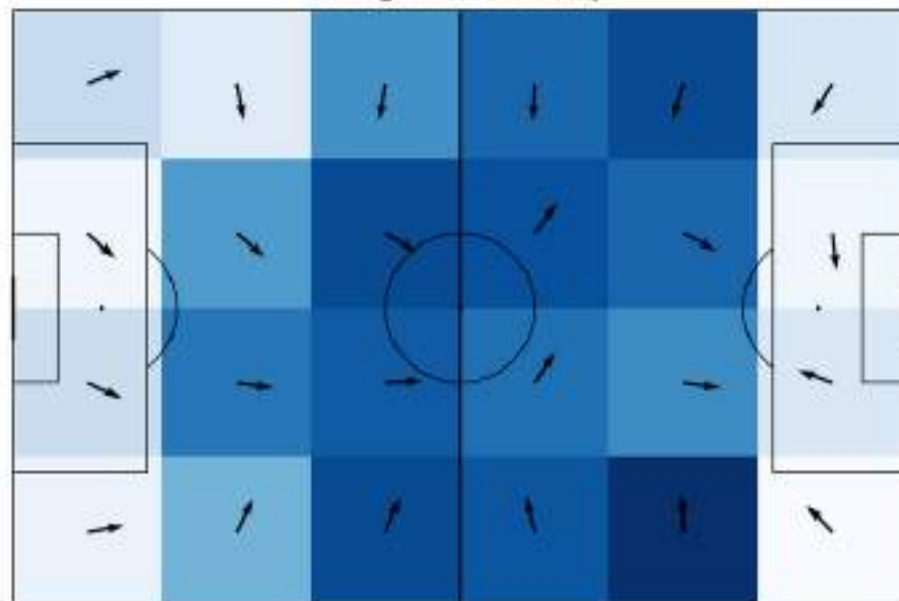
Belgium Pass Flow Map



Belgium's passing zones



Portugal Pass Flow Map

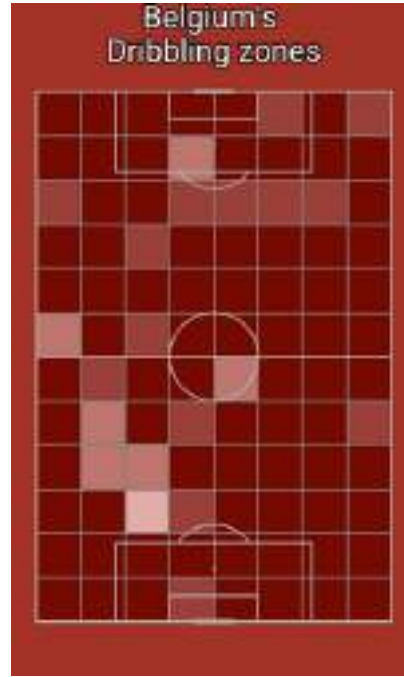
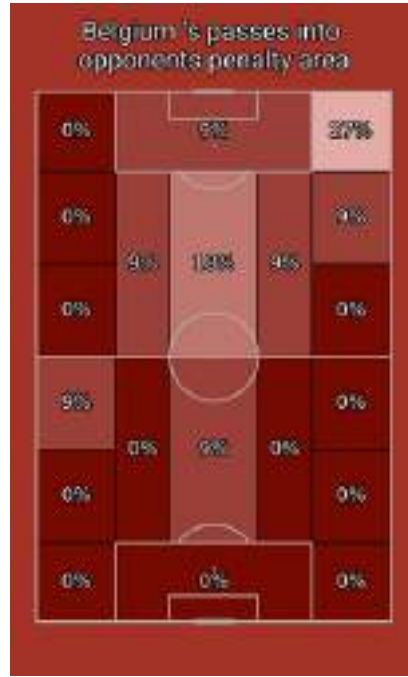


Portugal's passing zones

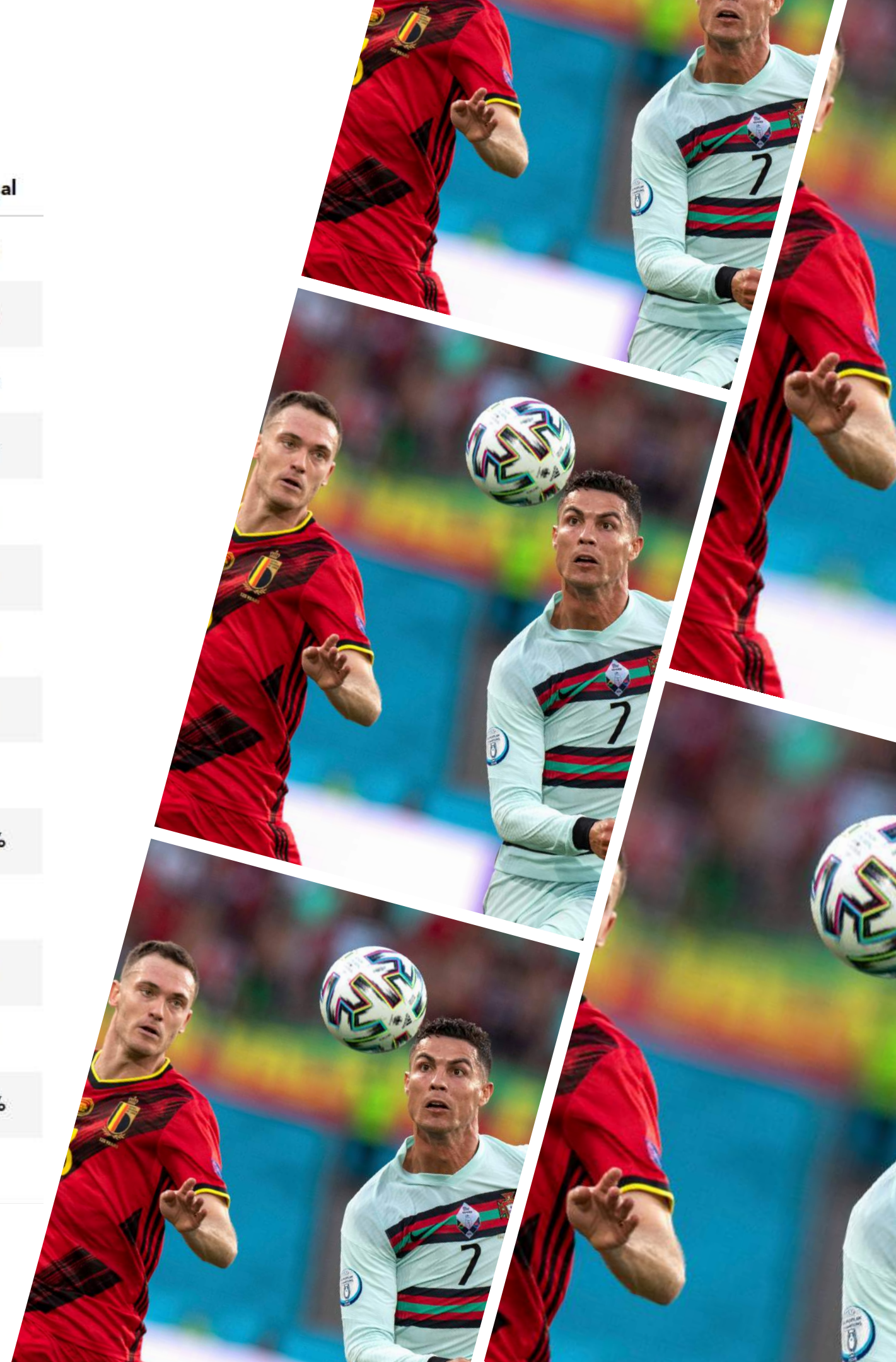


| | Belgium | Portugal |
|--|---------|----------|
| % Of Efficiency For Counterattacks | 0% | 31% |
| % Of Efficiency For Positional Attacks | 10% | 21% |
| % Of Efficiency For Set-Piece Attacks | 100% | 71% |
| Efficiency for attacks through the central zone, % | 7% | 32% |
| Efficiency for attacks through the left flank, % | 16% | 21% |
| Efficiency for attacks through the right flank, % | 4% | 13% |
| Attacks - center | 14 | 28 |
| Attacks - right side | 25 | 23 |
| Left-side attacks | 19 | 29 |
| Attacks with shots - center | 1 | 9 |
| Attacks with shots - left side | 3 | 6 |
| Attacks with shots - right side | 1 | 3 |
| Attacks with shots - Set pieces attacks | 1 | 5 |
| Positional attacks | 48 | 67 |
| Positional attacks with shots | 5 | 14 |
| Building-ups | 36 | 36 |
| Building-ups without pressing | 15 | 17 |

Progression



| | Belgium | Portugal |
|---|---------|----------|
| Passes | 457 | 623 |
| Accurate passes | 385 | 558 |
| Accurate passes, % | 84% | 90% |
| Ball possession, % | 44% | 56% |
| Entrances on opponent's half | 44 | 68 |
| Entrances on final third of opponent's half | 25 | 46 |
| Entrances to the opponent's box | 4 | 22 |
| Crosses | 5 | 12 |
| Crosses accurate | 0 | 4 |
| Accurate crosses, % | 0.0% | 33.0% |
| Corner attacks | 0 | 3 |
| Dribbles | 29 | 29 |
| Dribbles successful | 18 | 23 |
| Successful dribbles, % | 62.0% | 79.0% |
| Key passes accurate | 0 | 4 |

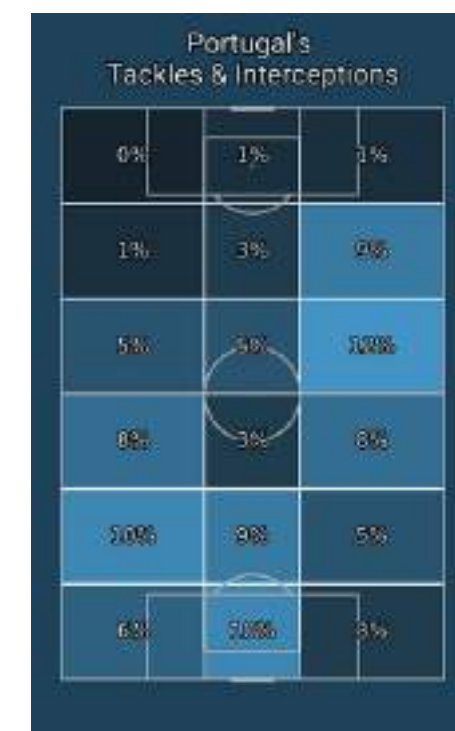
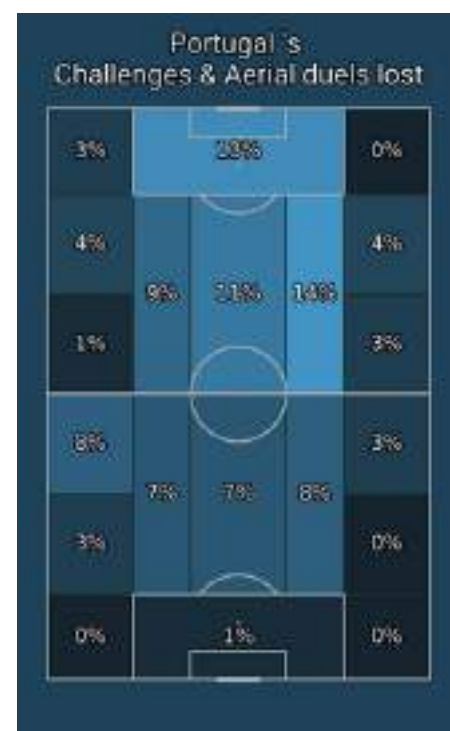
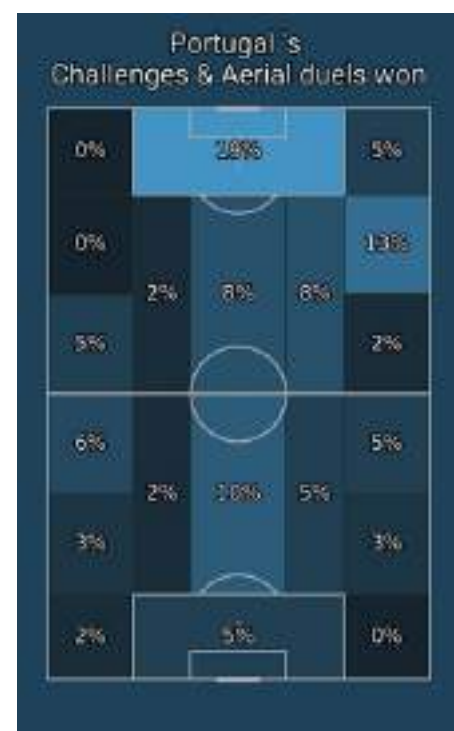
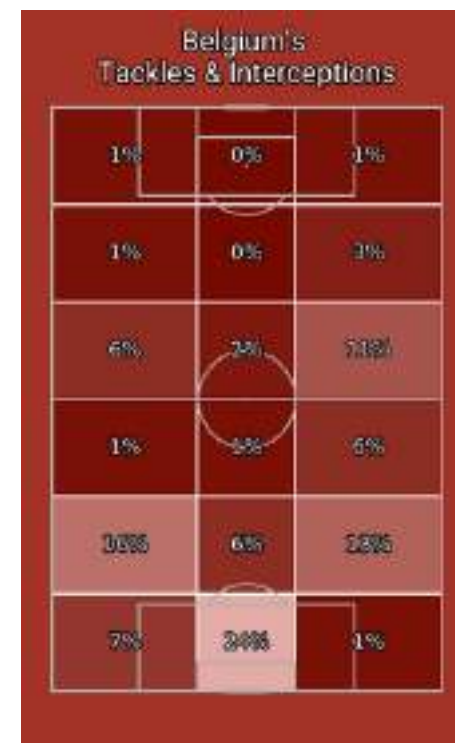
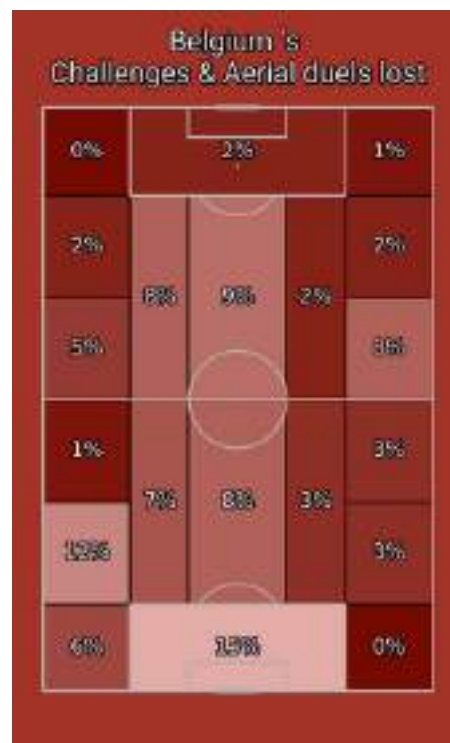
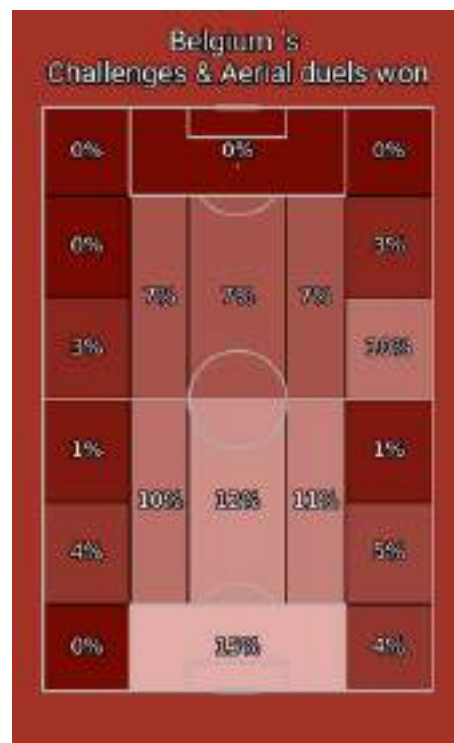


Stats


| | | | Minutes played | Passes | Accurate passes | Accurate passes, % | Key passes accurate | Crosses | Crosses accurate | Accurate crosses, % | Dribbles | Dribbles successful |
|-------------------|--------------------|------------|----------------|--------|-----------------|--------------------|---------------------|---------|------------------|---------------------|----------|---------------------|
| Belgium | Youri Tielemans | DM | 99 | 37 | 31 | 83.8% | 0 | 1 | 0 | 0% | 2 | 1 |
| | Toby Alderweireld | CD | 99 | 54 | 44 | 81.5% | 0 | 0 | 0 | 0% | 0 | 0 |
| | Thomas Vermaelen | CD | 99 | 27 | 23 | 85.2% | 0 | 0 | 0 | 0% | 0 | 0 |
| | Thomas Meunier | RM | 99 | 48 | 32 | 66.7% | 0 | 3 | 0 | 0% | 0 | 0 |
| | Romelu Lukaku | F | 99 | 17 | 11 | 64.7% | 0 | 0 | 0 | 0% | 6 | 3 |
| | J. Vertonghen | CD | 99 | 68 | 63 | 92.6% | 0 | 0 | 0 | 0% | 2 | 2 |
| | Axel Witsel | DM | 99 | 51 | 50 | 98.0% | 0 | 0 | 0 | 0% | 1 | 1 |
| | Thorgan Hazard | LM | 98 | 50 | 41 | 82.0% | 0 | 0 | 0 | 0% | 1 | 1 |
| | Eden Hazard | CM | 90 | 40 | 38 | 95.0% | 0 | 0 | 0 | 0% | 10 | 6 |
| | Kevin De Bruyne | CM | 51 | 24 | 20 | 83.3% | 0 | 1 | 0 | 0% | 2 | 1 |
| | Dries Mertens | CM | 47 | 13 | 9 | 69.2% | 0 | 0 | 0 | 0% | 0 | 0 |
| | Yannick Carrasco | CM | 8 | 1 | 0 | 0.0% | 0 | 0 | 0 | 0% | 4 | 2 |
| | Leander Dendoncker | DM | 0 | 0 | 0 | 0.0% | 0 | 0 | 0 | 0% | 0 | 0 |
| | Portugal | Ruben Dias | CD | 99 | 71 | 66 | 93.0% | 0 | 0 | 0 | 0% | 0 |
| Raphael Guerreiro | | LD | 99 | 86 | 80 | 93.0% | 0 | 1 | 0 | 0% | 2 | 2 |
| Pepe | | CD | 99 | 75 | 68 | 90.7% | 0 | 1 | 1 | 100% | 0 | 0 |
| Diogo Dalot | | RD | 99 | 67 | 59 | 88.1% | 0 | 3 | 1 | 33% | 3 | 1 |
| Cristiano Ronaldo | | F | 99 | 35 | 31 | 88.6% | 2 | 0 | 0 | 0% | 5 | 5 |
| Renato Sanches | | CM | 81 | 66 | 61 | 92.4% | 2 | 1 | 0 | 0% | 7 | 5 |
| Joao Palhinha | | DM | 81 | 33 | 31 | 93.9% | 0 | 0 | 0 | 0% | 1 | 1 |
| Diogo Jota | | LM | 73 | 32 | 30 | 93.8% | 0 | 2 | 0 | 0% | 3 | 2 |
| Joao Moutinho | | CM | 58 | 36 | 30 | 83.3% | 0 | 0 | 0 | 0% | 0 | 0 |
| Bernardo Silva | | RM | 58 | 20 | 16 | 80.0% | 0 | 0 | 0 | 0% | 3 | 2 |
| Joao Felix | | CM | 40 | 20 | 18 | 90.0% | 0 | 1 | 1 | 100% | 3 | 3 |
| Bruno Fernandes | | RM | 40 | 28 | 23 | 82.1% | 0 | 1 | 0 | 0% | 1 | 1 |
| Andre Silva | | F | 25 | 6 | 5 | 83.3% | 0 | 1 | 1 | 100% | 0 | 0 |
| Sergio Oliveira | | CM | 17 | 22 | 17 | 77.3% | 0 | 1 | 0 | 0% | 1 | 1 |
| Danilo Pereira | | DM | 17 | 9 | 9 | 100.0% | 0 | 0 | 0 | 0% | 0 | 0 |



Defensive actions



| | Belgium | Portugal |
|--|---------|----------|
| Opponent's xG | 2 | 0.26 |
| Opponent's xG per shot | 0.08 | 0.04 |
| Air challenges | 33 | 33 |
| Air challenges won | 20 | 13 |
| Air challenges won, % | 61.0% | 39.0% |
| Challenges in defence won, % | 46.0% | 46.0% |
| Ball recoveries in opponent's half | 9 | 13 |
| Defensive challenges | 79 | 65 |
| Defensive challenges won | 36 | 30 |
| Pressing efficiency, % | 42 | 57 |
| High pressing | 8 | 14 |
| High pressing successful | 3 | 9 |
| High pressing, % | 38.0% | 64.0% |
| Low pressing | 11 | 7 |
| Low pressing successful | 5 | 3 |
| Low pressing, % | 45.0% | 43.0% |
| Opponent's passes per defensive action | 7 | 9 |
| Blocked shots | 1 | 5 |

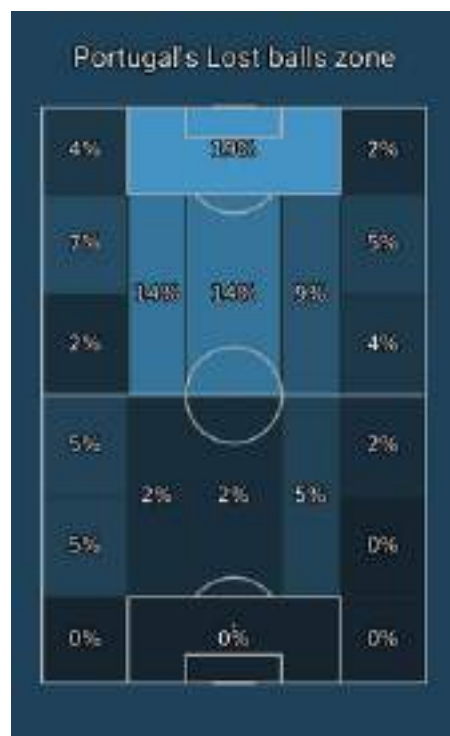
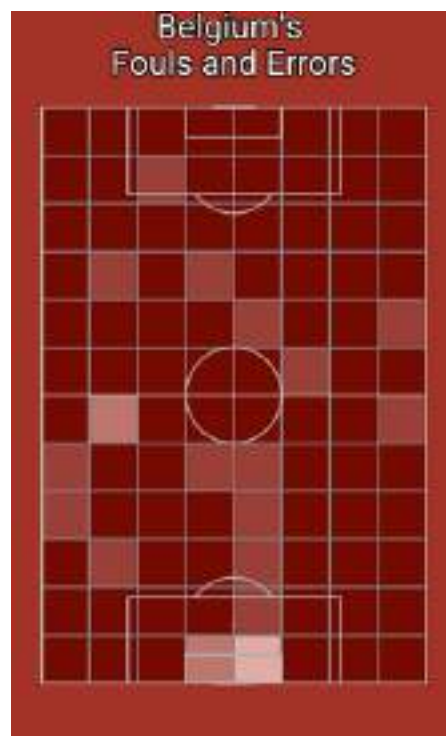
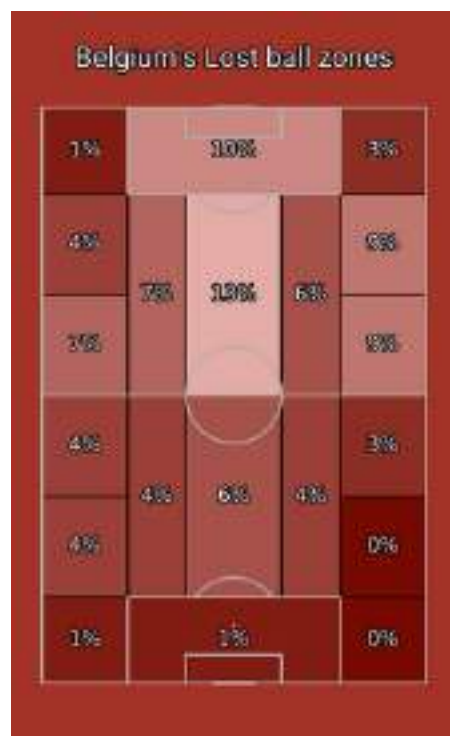


Stats

| | | | Minutes played | Air challenges | Air challenges won, % | Ball recoveries | Ball recoveries in opponent's half | Ball interceptions | Defensive challenges | Challenges in defence won, % | Tackles | Tackles won, % | Blocked shots | Yellow cards |
|-------------------|--------------------|------------|----------------|----------------|-----------------------|-----------------|------------------------------------|--------------------|----------------------|------------------------------|---------|----------------|---------------|--------------|
| Belgium | Youri Tielemans | DM | 99 | 1 | 0.0% | 7 | 1 | 7 | 10 | 40.0% | 6 | 50.0% | 0 | 0 |
| | Toby Alderweireld | CD | 99 | 5 | 40.0% | 3 | 0 | 6 | 6 | 50.0% | 2 | 50.0% | 0 | 1 |
| | Thomas Vermaelen | CD | 99 | 5 | 60.0% | 7 | 0 | 8 | 10 | 70.0% | 3 | 66.7% | 0 | 1 |
| | Thomas Meunier | RM | 99 | 8 | 87.5% | 8 | 3 | 4 | 15 | 73.3% | 3 | 66.7% | 0 | 0 |
| | Romelu Lukaku | F | 99 | 4 | 75.0% | 0 | 0 | 2 | 1 | 0.0% | 1 | 0.0% | 0 | 0 |
| | J. Vertonghen | CD | 99 | 4 | 75.0% | 6 | 3 | 7 | 7 | 71.4% | 3 | 66.7% | 0 | 0 |
| | Axel Witsel | DM | 99 | 1 | 100.0% | 2 | 0 | 3 | 4 | 25.0% | 4 | 25.0% | 0 | 0 |
| | Thorgan Hazard | LM | 98 | 2 | 0.0% | 5 | 0 | 5 | 12 | 33.3% | 7 | 57.1% | 1 | 0 |
| | Eden Hazard | CM | 90 | 1 | 100.0% | 2 | 1 | 3 | 3 | 0.0% | 2 | 0.0% | 0 | 0 |
| | Kevin De Bruyne | CM | 51 | 0 | 0.0% | 1 | 1 | 1 | 2 | 0.0% | 1 | 0.0% | 0 | 0 |
| | Dries Mertens | CM | 47 | 1 | 0.0% | 0 | 0 | 2 | 8 | 12.5% | 6 | 0.0% | 0 | 0 |
| | Yannick Carrasco | CM | 8 | 1 | 0.0% | 0 | 0 | 1 | 1 | 0.0% | 0 | 0.0% | 0 | 0 |
| | Leander Dendoncker | DM | 0 | 0 | 0.0% | 0 | 0 | 0 | 0 | 0.0% | 0 | 0.0% | 0 | 0 |
| | Portugal | Ruben Dias | CD | 99 | 5 | 20.0% | 14 | 2 | 9 | 7 | 42.9% | 3 | 66.7% | 0 |
| Raphael Guerreiro | | LD | 99 | 0 | 0.0% | 4 | 1 | 6 | 1 | 0.0% | 1 | 0.0% | 1 | 0 |
| Pepe | | CD | 99 | 4 | 0.0% | 8 | 2 | 4 | 11 | 36.4% | 4 | 50.0% | 0 | 1 |
| Diogo Dalot | | RD | 99 | 2 | 100.0% | 7 | 2 | 4 | 9 | 55.6% | 4 | 25.0% | 0 | 1 |
| Cristiano Ronaldo | | F | 99 | 13 | 38.5% | 0 | 0 | 1 | 4 | 25.0% | 2 | 0.0% | 3 | 0 |
| Renato Sanches | | CM | 81 | 0 | 0.0% | 3 | 2 | 2 | 4 | 25.0% | 1 | 0.0% | 0 | 0 |
| Joao Palhinha | | DM | 81 | 0 | 0.0% | 3 | 1 | 1 | 9 | 77.8% | 7 | 85.7% | 1 | 1 |
| Diogo Jota | | LM | 73 | 4 | 25.0% | 0 | 0 | 0 | 2 | 50.0% | 1 | 100.0% | 0 | 0 |
| Joao Moutinho | | CM | 58 | 0 | 0.0% | 1 | 0 | 3 | 6 | 50.0% | 3 | 33.3% | 1 | 0 |
| Bernardo Silva | | RM | 58 | 1 | 0.0% | 3 | 1 | 5 | 4 | 25.0% | 2 | 50.0% | 0 | 0 |
| Joao Felix | | CM | 40 | 2 | 100.0% | 3 | 2 | 1 | 1 | 100.0% | 1 | 100.0% | 0 | 0 |
| Bruno Fernandes | | RM | 40 | 0 | 0.0% | 1 | 0 | 1 | 4 | 50.0% | 4 | 50.0% | 0 | 0 |
| Andre Silva | | F | 25 | 1 | 100.0% | 0 | 0 | 0 | 0 | 0.0% | 0 | 0.0% | 0 | 0 |
| Sergio Oliveira | | CM | 17 | 1 | 100.0% | 0 | 0 | 1 | 1 | 0.0% | 1 | 0.0% | 0 | 0 |
| Danilo Pereira | | DM | 17 | 0 | 0.0% | 3 | 0 | 1 | 2 | 50.0% | 2 | 50.0% | 0 | 0 |

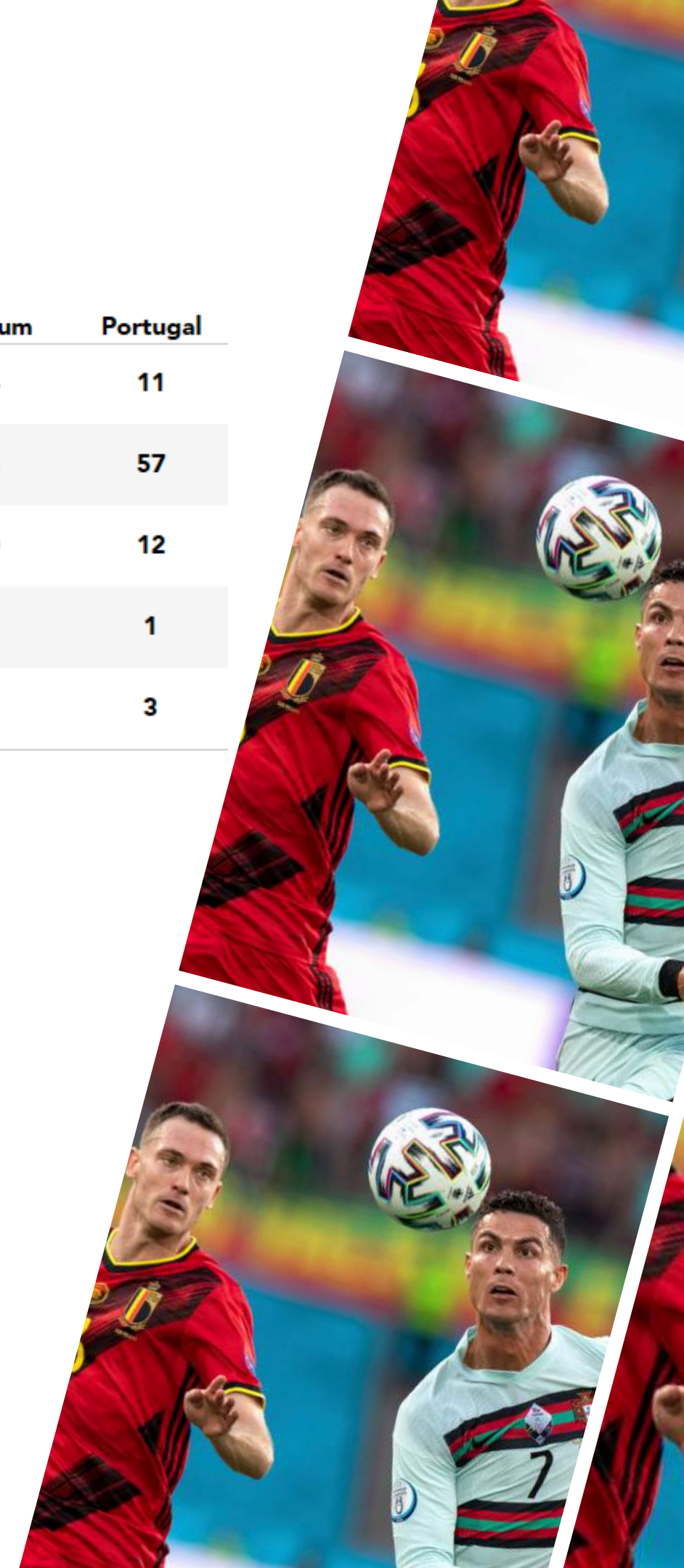


Fouls & Errors



| | | | Minutes played | Fouls | Lost balls | Lost balls in own half | Offsides |
|----------|--------------------|----|----------------|-------|------------|------------------------|----------|
| Belgium | Youri Tielemans | DM | 99 | 2 | 6 | 3 | 0 |
| | Toby Alderweireld | CD | 99 | 1 | 6 | 1 | 0 |
| | Thomas Vermaelen | CD | 99 | 2 | 1 | 0 | 0 |
| | Thomas Meunier | RM | 99 | 1 | 9 | 2 | 0 |
| | Romelu Lukaku | F | 99 | 1 | 11 | 2 | 0 |
| | J. Vertonghen | CD | 99 | 1 | 3 | 2 | 0 |
| | Axel Witsel | DM | 99 | 1 | 4 | 3 | 0 |
| | Thorgan Hazard | LM | 98 | 2 | 9 | 4 | 0 |
| | Eden Hazard | CM | 90 | 1 | 7 | 1 | 0 |
| | Kevin De Bruyne | CM | 51 | 1 | 4 | 0 | 0 |
| | Dries Mertens | CM | 47 | 1 | 4 | 1 | 1 |
| | Yannick Carrasco | CM | 8 | 0 | 3 | 0 | 0 |
| | Leander Dendoncker | DM | 0 | 0 | 0 | 0 | 0 |
| Portugal | Ruben Dias | CD | 99 | 1 | 3 | 0 | 0 |
| | Raphael Guerreiro | LD | 99 | 0 | 3 | 2 | 0 |
| | Pepe | CD | 99 | 1 | 6 | 0 | 0 |
| | Diogo Dalot | RD | 99 | 1 | 8 | 0 | 1 |
| | Cristiano Ronaldo | F | 99 | 0 | 7 | 2 | 1 |
| | Renato Sanches | CM | 81 | 1 | 6 | 0 | 0 |
| | Joao Palhinha | DM | 81 | 0 | 3 | 0 | 0 |
| | Diogo Jota | LM | 73 | 1 | 6 | 3 | 0 |
| | Joao Moutinho | CM | 58 | 1 | 5 | 2 | 0 |
| | Bernardo Silva | RM | 58 | 1 | 2 | 1 | 0 |
| | Joao Felix | CM | 40 | 0 | 0 | 0 | 0 |
| | Bruno Fernandes | RM | 40 | 1 | 5 | 0 | 0 |
| | Andre Silva | F | 25 | 0 | 0 | 0 | 0 |
| | Sergio Oliveira | CM | 17 | 1 | 1 | 0 | 0 |
| | Danilo Pereira | DM | 17 | 0 | 0 | 0 | 0 |

| | Belgium | Portugal |
|------------------------|---------|----------|
| Fouls | 14 | 11 |
| Lost balls | 68 | 57 |
| Lost balls in own half | 20 | 12 |
| Offsides | 1 | 1 |
| Yellow cards | 2 | 3 |



Goalkeepers




Shots against Belgium

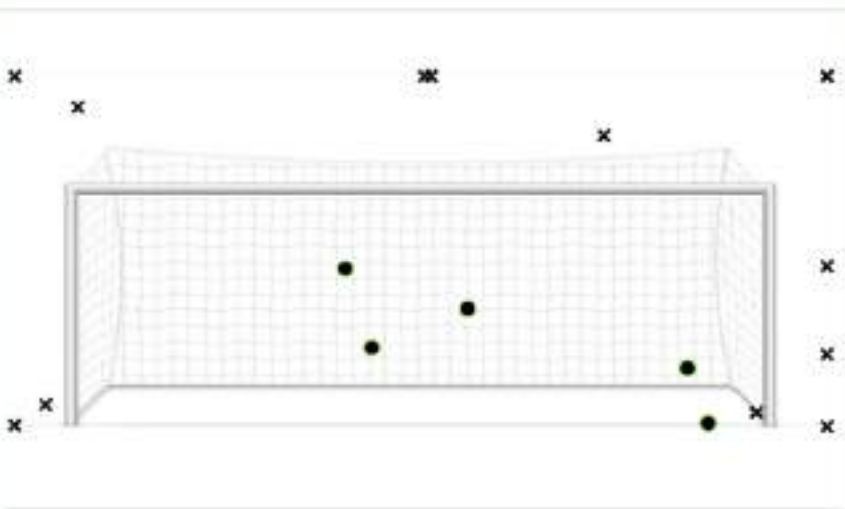
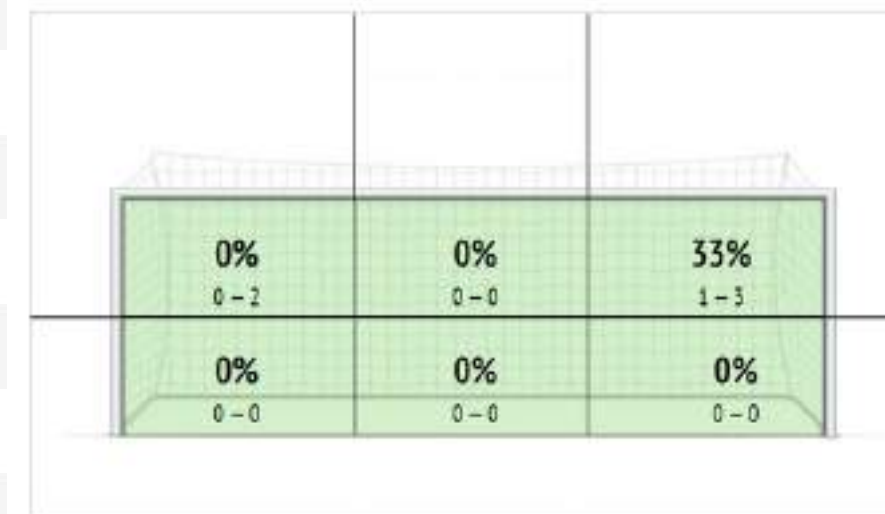
Thibaut Courtois **Rui Patrício**

| | | |
|------------------------------------|---------------|-------------|
| Goals conceded | 0 | 1 |
| Opponent's shots | 23 | 5 |
| Opponents' shots on target | 4 | 0 |
| Shots saved, % | 100.0% | 0.0% |
| Stopped shots, % | 0.0% | 0.0% |
| Close range shots | 7 | 1 |
| Close range shots on target | 2 | 0 |
| %Of Close range shots saved | 100.0% | |
| Mid range shots | 9 | 0 |
| Mid range shots on target | 1 | 0 |
| Mid range shots saved, % | 100.0% | 0.0% |
| Long range shots | 7 | 4 |
| Long range shots on target | 1 | 0 |
| % Of Long Range Shots Saved | 100% | 0% |

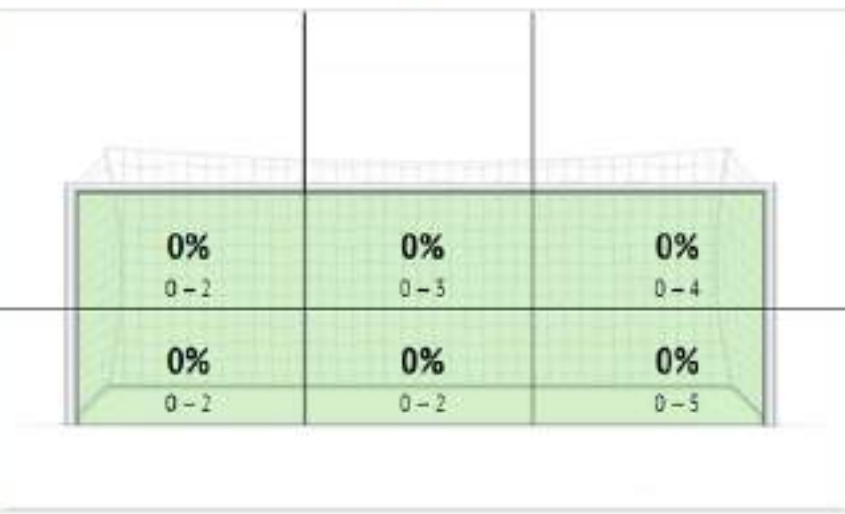
Shots against Portugal



ZONES



ZONES



Subscribe & follow

totalfootballanalysis.com

[@totalanalysis](https://twitter.com/totalanalysis)

